

# Caramel Food Colorant

## (Caramel Color)

**Manufacturing Plant, Detailed Project Report, Profile, Business Plan, Industry Trends, Market Research, Survey, Manufacturing Process, Machinery, Raw Materials, Feasibility Study, Investment Opportunities, Cost and Revenue, Plant Economics, Production Schedule, Working Capital Requirement, Plant Layout, Process Flow Sheet, Cost of Project, Projected Balance Sheets, Profitability Ratios, Break Even Analysis**

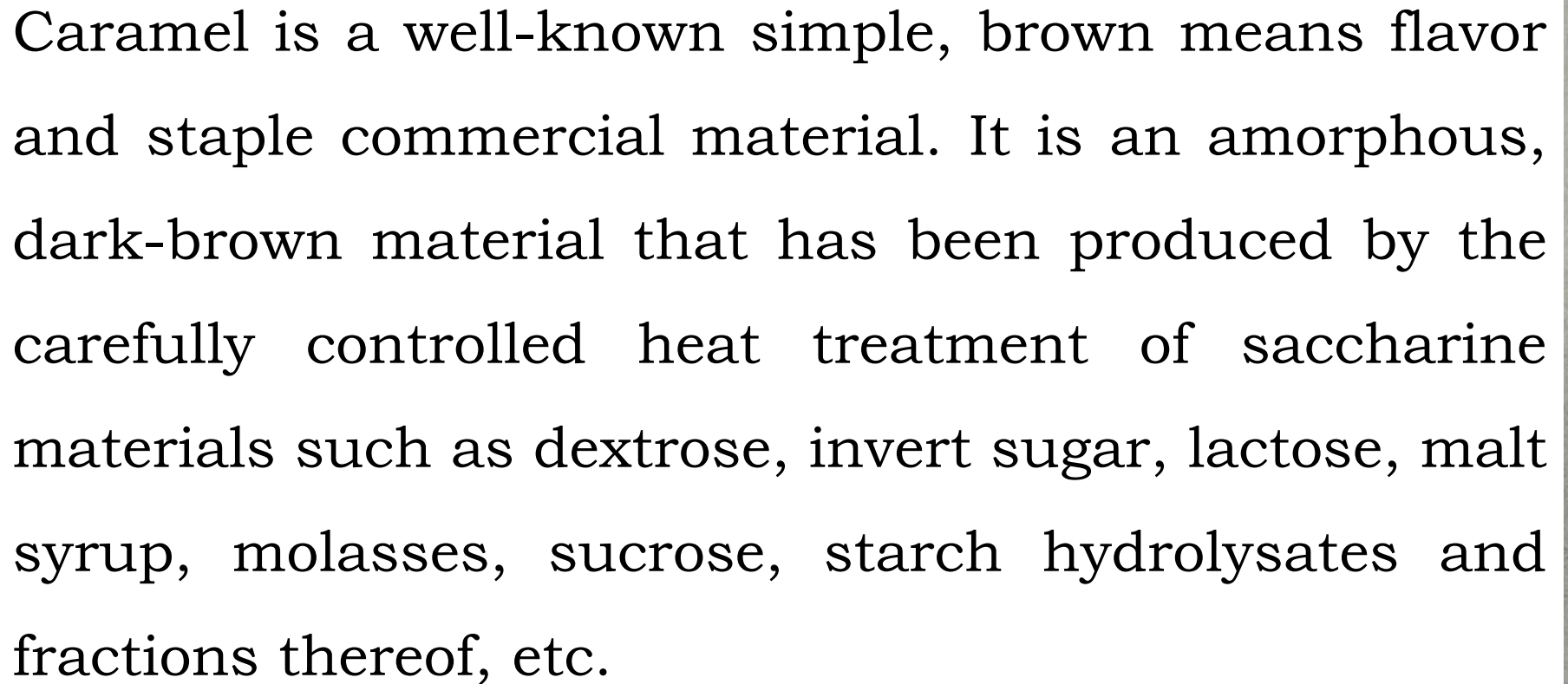


# Introduction

Caramel is a medium to dark-brown confectionery product made by heating a variety of sugars. It can be used as a flavoring in puddings and desserts, as a filling in bonbons, or as a topping for ice cream and custard.



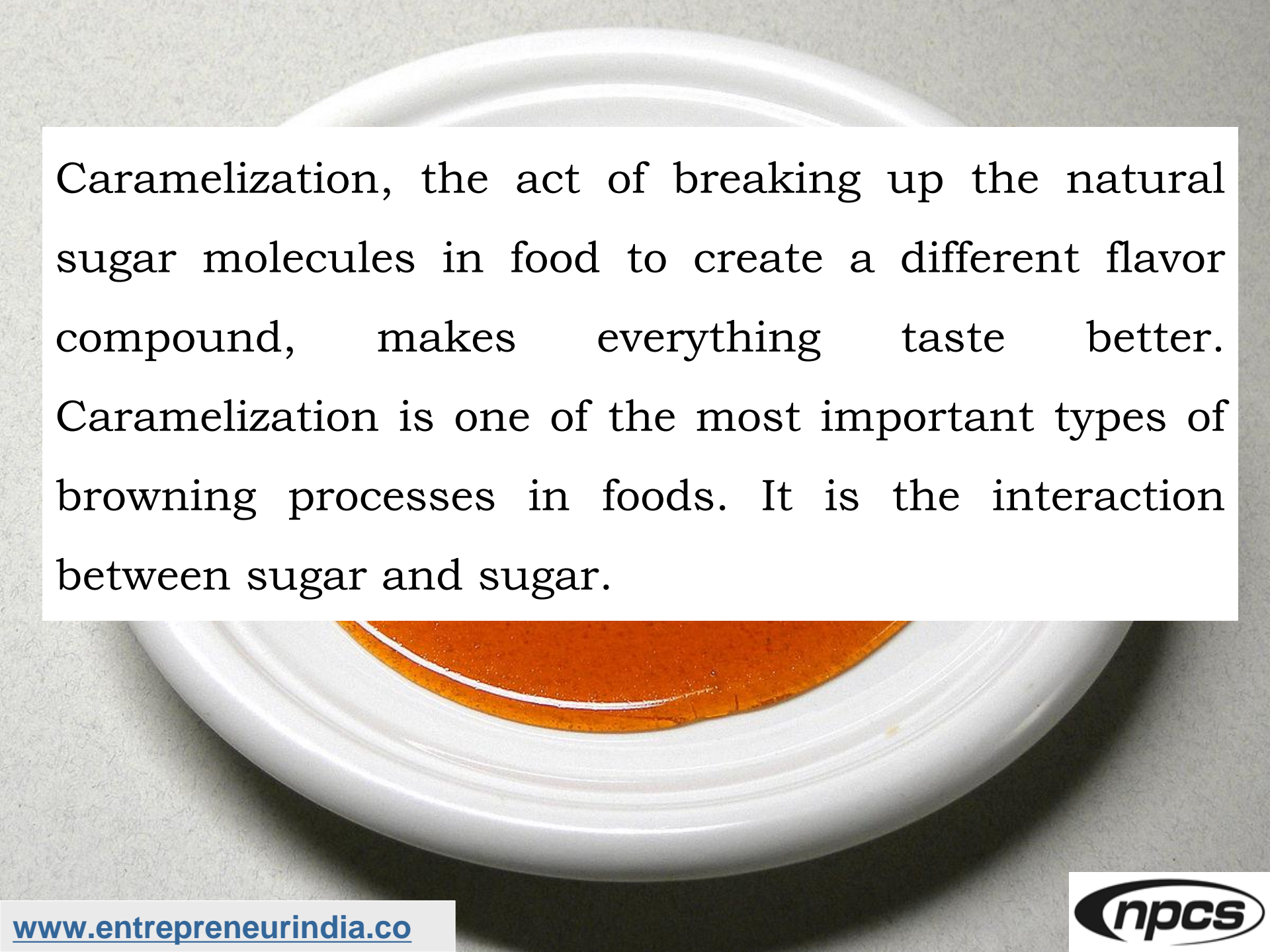
Caramel color or caramel coloring is a water-soluble food coloring. It is made by heat treatment of carbohydrates, in general in the presence of acids, alkalis, or salts, in a process called caramelization. It is more fully oxidized than caramel candy, and has an odor of burnt sugar and a somewhat bitter taste. Its color ranges from pale yellow to amber to dark brown.



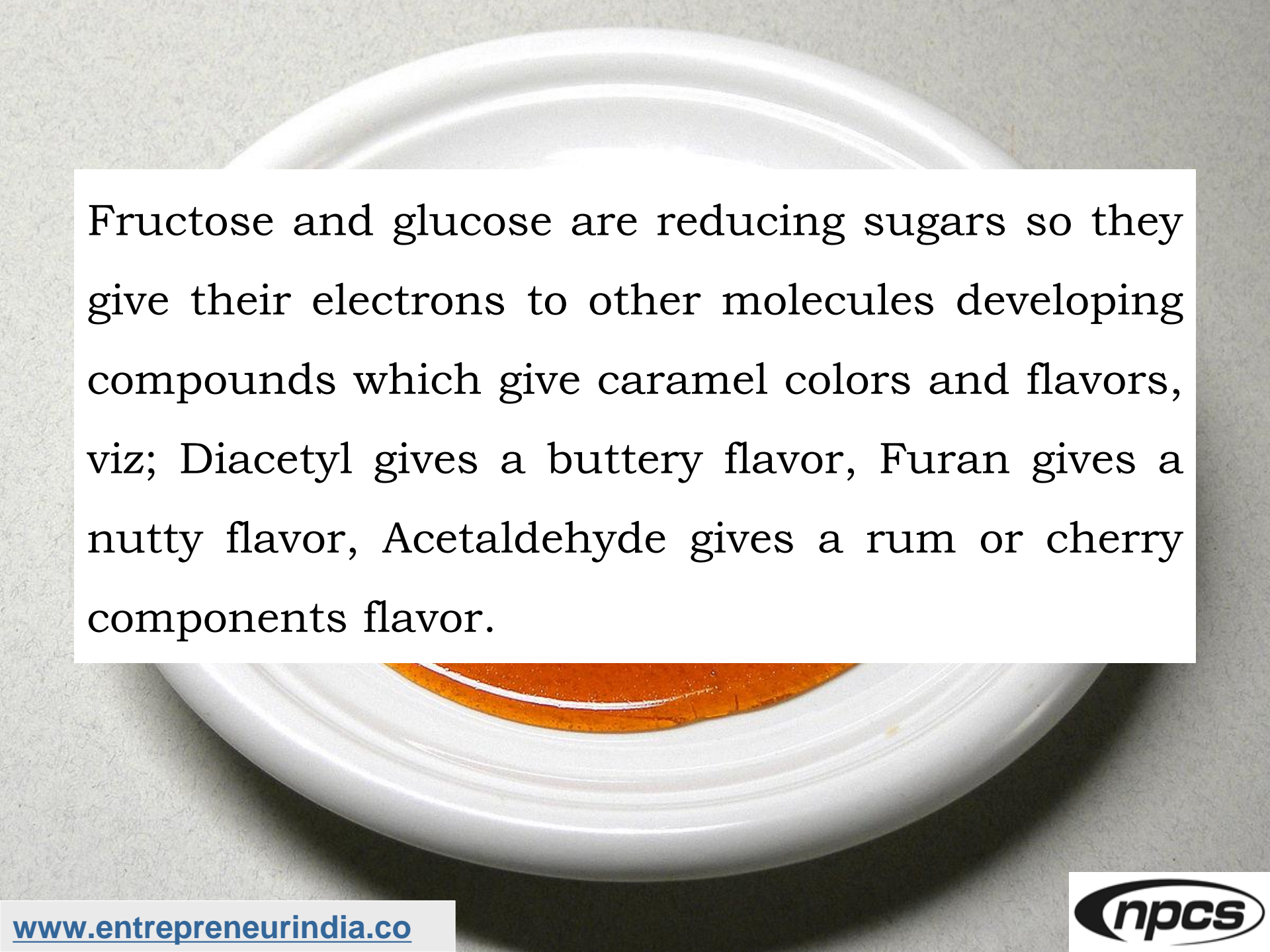
Caramel is a well-known simple, brown means flavor and staple commercial material. It is an amorphous, dark-brown material that has been produced by the carefully controlled heat treatment of saccharine materials such as dextrose, invert sugar, lactose, malt syrup, molasses, sucrose, starch hydrolysates and fractions thereof, etc.

The heavy-bodied, almost black syrup contains color, components that impart the amber shade found in carbonated beverages, pharmaceutical and flavoring extracts, candies, soups, bakery products, and numerous other foods.





Caramelization, the act of breaking up the natural sugar molecules in food to create a different flavor compound, makes everything taste better. Caramelization is one of the most important types of browning processes in foods. It is the interaction between sugar and sugar.



Fructose and glucose are reducing sugars so they give their electrons to other molecules developing compounds which give caramel colors and flavors, viz; Diacetyl gives a buttery flavor, Furan gives a nutty flavor, Acetaldehyde gives a rum or cherry components flavor.

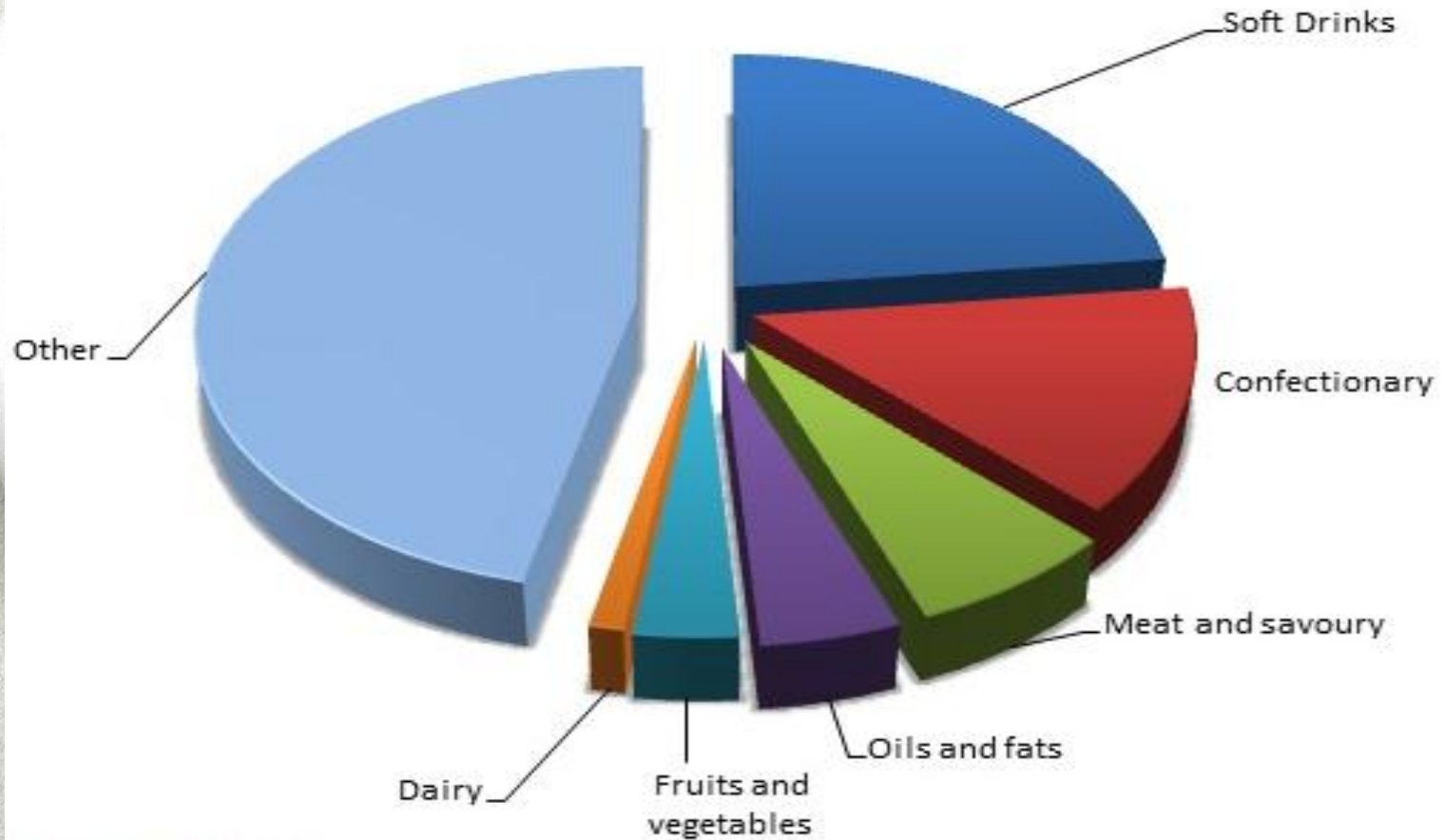
# Market Outlook

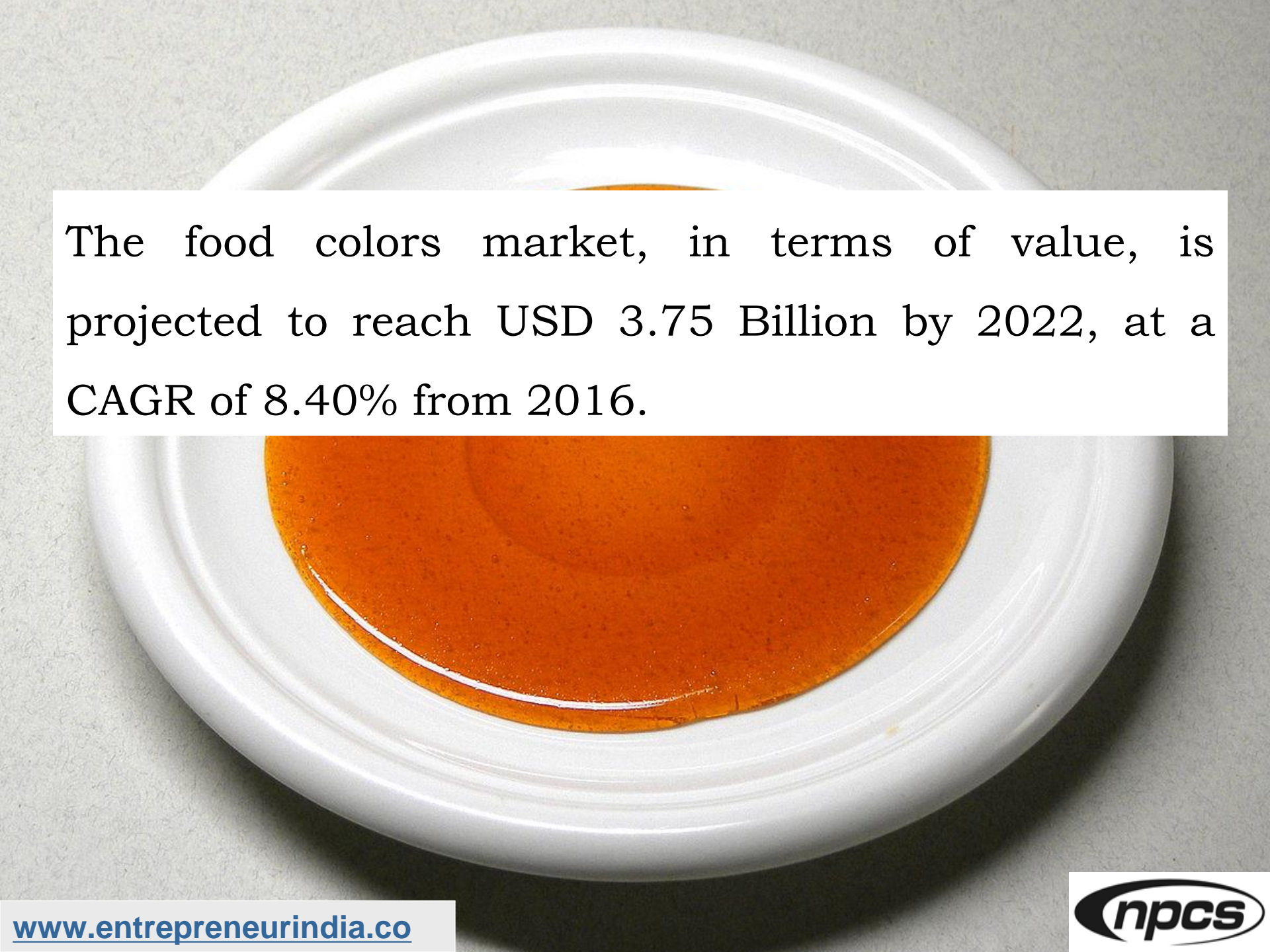
Caramel Color is the world's most widely used food colorant. Technology is commonly found in many food and beverage products and is considered to be safe and harmless according to leading food ingredient author Technologies worldwide. Technology is mainly used in bakery goods, soy sauces, alcoholic beverage, soft drink etc.



The global natural food colors market was valued at USD 1.3 Billion in 2016, and is expected to register a CAGR of 7.8% over the forecast period i.e. 2016-2023. Further the market is estimated to garner USD 2.1 Billion by 2023 on account of rising demand of natural food color in food industries and rapid expansion of food and beverages sector across the globe.

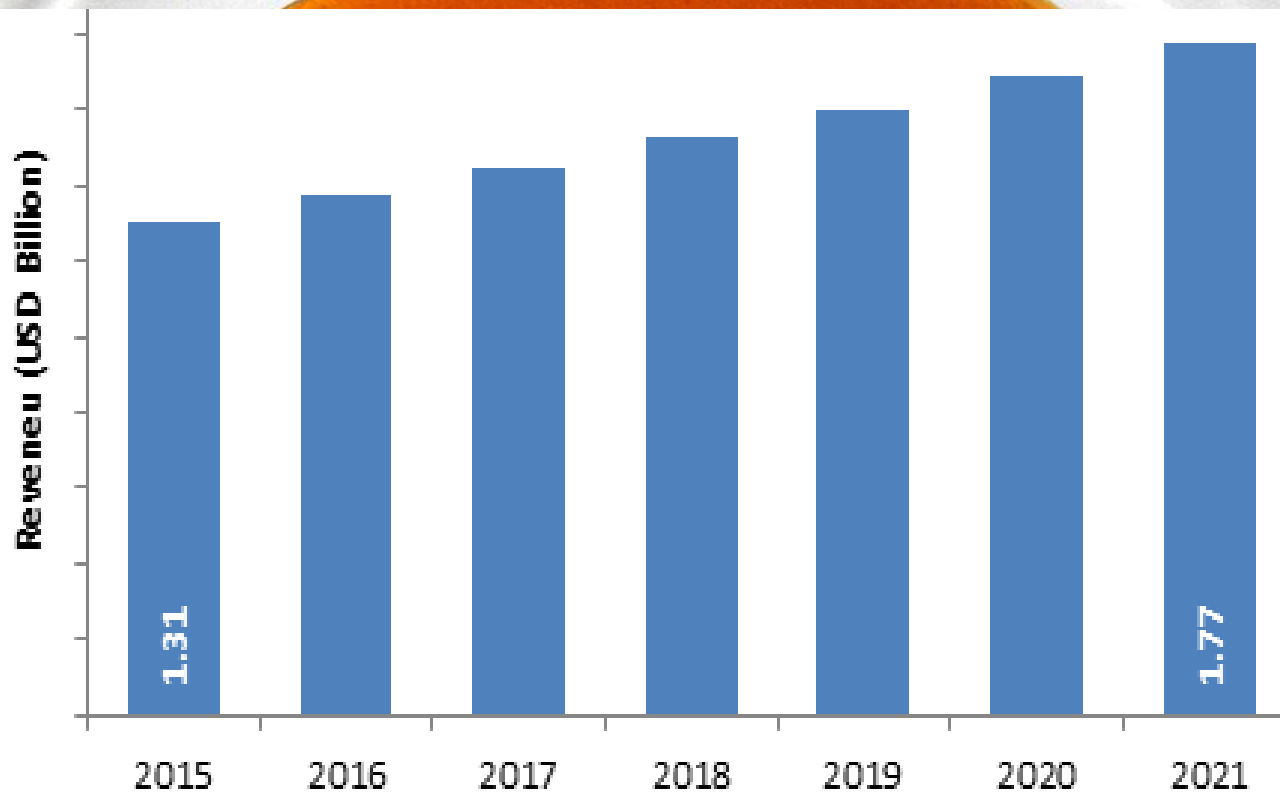
# Global Food Color Market





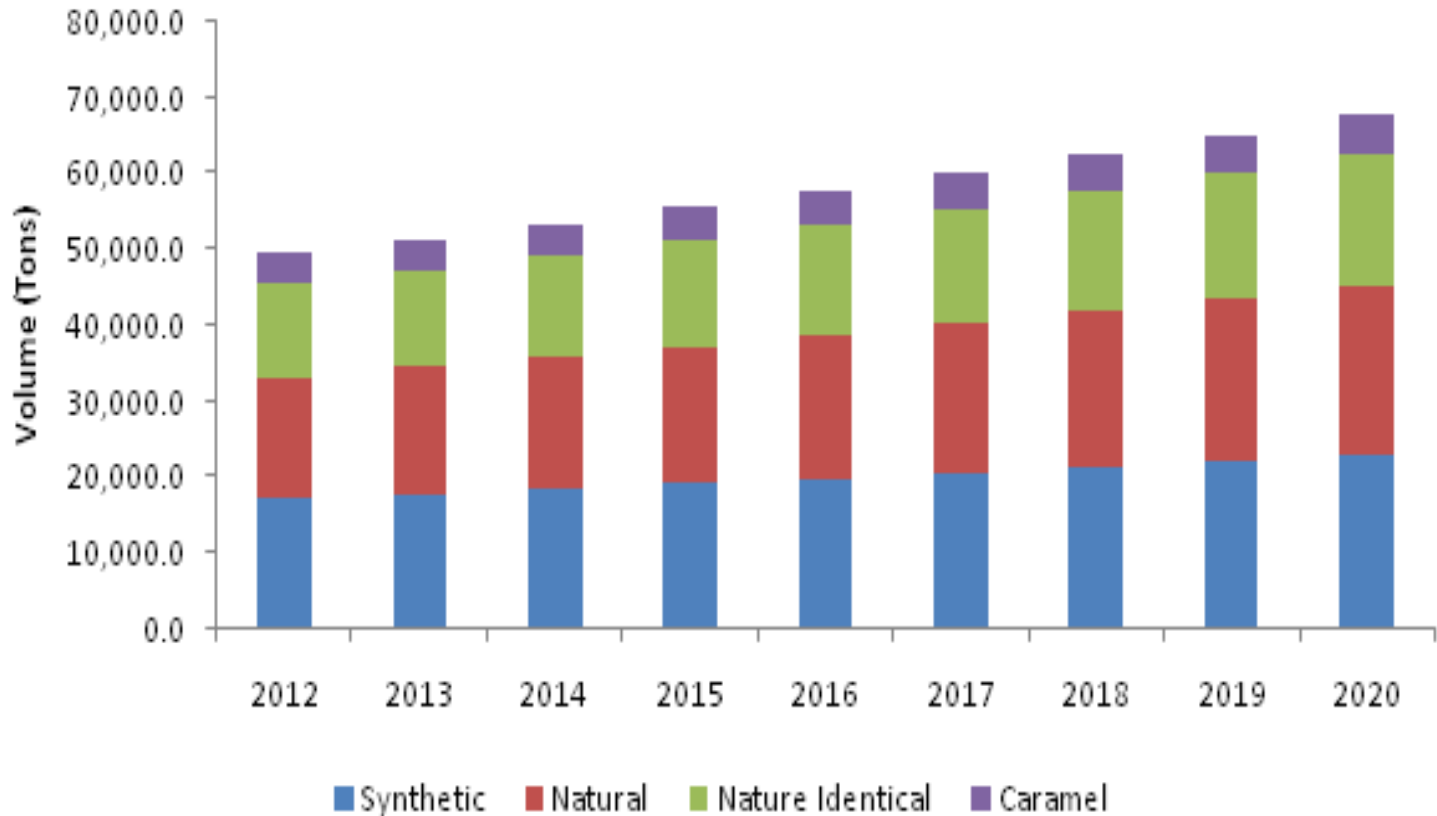
The food colors market, in terms of value, is projected to reach USD 3.75 Billion by 2022, at a CAGR of 8.40% from 2016.

# Global Food Color Market



# Global Food Colorants Market Volume by Product

## 2012-2020 (Tons)



# Few Indian Major Players are as under

- Aarkay Food Products Ltd.
- Dynemic Products Ltd.
- International Flavours & Fragrances (India) Ltd.
- Kancor Ingredients Ltd.
- Neelikon Food Dyes & Chemicals Ltd.
- Universal Starch-Chem Allied Ltd.
- Vidhi Dyestuffs Mfg. Ltd.


# Project at a Glance

COST OF PROJECT				MEANS OF FINANCE			
Particulars	Existing	Proposed	Total	Particulars	Existing	Proposed	Total
Land & Site							
Development Exp.	0.00	320.00	320.00	Capital	0.00	305.93	305.93
Buildings	0.00	196.25	196.25	Share Premium	0.00	0.00	0.00
				Other Type Share			
Plant & Machineries	0.00	405.00	405.00	Capital	0.00	0.00	0.00
Motor Vehicles	0.00	12.50	12.50	Reserves & Surplus	0.00	0.00	0.00
Office Automation							
Equipments	0.00	92.50	92.50	Cash Subsidy	0.00	0.00	0.00
Technical Knowhow							
Fees & Exp.	0.00	50.00	50.00	Internal Cash Accruals	0.00	0.00	0.00
Franchise & Other				Long/Medium Term			
Deposits	0.00	0.00	0.00	Borrowings	0.00	917.78	917.78
Preliminary & Pre-							
operative Exp	0.00	5.00	5.00	Debentures / Bonds	0.00	0.00	0.00
Provision for				Unsecured			
Contingencies	0.00	40.00	40.00	Loans/Deposits	0.00	0.00	0.00
Margin Money - Working							
Capital	0.00	102.45	102.45				
<b>TOTAL</b>	<b>0.00</b>	<b>1223.70</b>	<b>1223.70</b>	<b>TOTAL</b>	<b>0.00</b>	<b>1223.70</b>	<b>1223.70</b>



# Project at a Glance

Year	Annualised		Book Value	Debt	Divide nd	Retained Earnings		Payout	Probab le Market Price	P/E Ratio	Yield Price/ Book Value
	EPS	CEPS	Per Share		Per Share	Per Share		%		No.of Times	%
1-2	5.48	8.78	15.48	24.00	0.00	100.00	5.48	0.00	5.48	1.00	0.00
2-3	8.30	11.17	23.78	18.00	0.00	100.00	8.30	0.00	8.30	1.00	0.00
3-4	11.10	13.61	34.88	12.00	0.00	100.00	11.10	0.00	11.10	1.00	0.00
4-5	13.82	16.02	48.71	6.00	0.00	100.00	13.82	0.00	13.82	1.00	0.00
5-6	16.44	18.36	65.14	0.00	0.00	100.00	16.44	0.00	16.44	1.00	0.00





# Project at a Glance

Year	D. S. C. R.			Debt / - Deposits Debt	Equity as- Equity	Total Net Worth	Retur n on Net Worth	Profitability Ratio					Assets Turnov er Ratio	Curre nt Ratio
	Individ ual	Cumulat ive	Overa ll					GPM	PBT	PAT	Net Contri bution	P/V Ratio		
	(Number of times)			(Number of times)		%	%	%	%	%	%			
Initial				3.00	3.00									
1-2	1.30	1.30		1.55	1.55	2.81		10.57%	5.08%	3.55%	1099.68	23.27%	2.69	1.00
2-3	1.60	1.44		0.76	0.76	1.70		11.69%	7.01%	4.61%	1282.90	23.27%	2.86	1.19
3-4	1.96	1.60	1.96	0.34	0.34	1.08		12.45%	8.40%	5.39%	1466.17	23.27%	2.89	1.41
4-5	2.40	1.78		0.12	0.12	0.71		12.96%	9.39%	5.97%	1649.44	23.27%	2.81	1.66
5-6	2.92	1.96		0.00	0.00	0.49		13.31%	10.09%	6.39%	1832.71	23.27%	2.68	2.30

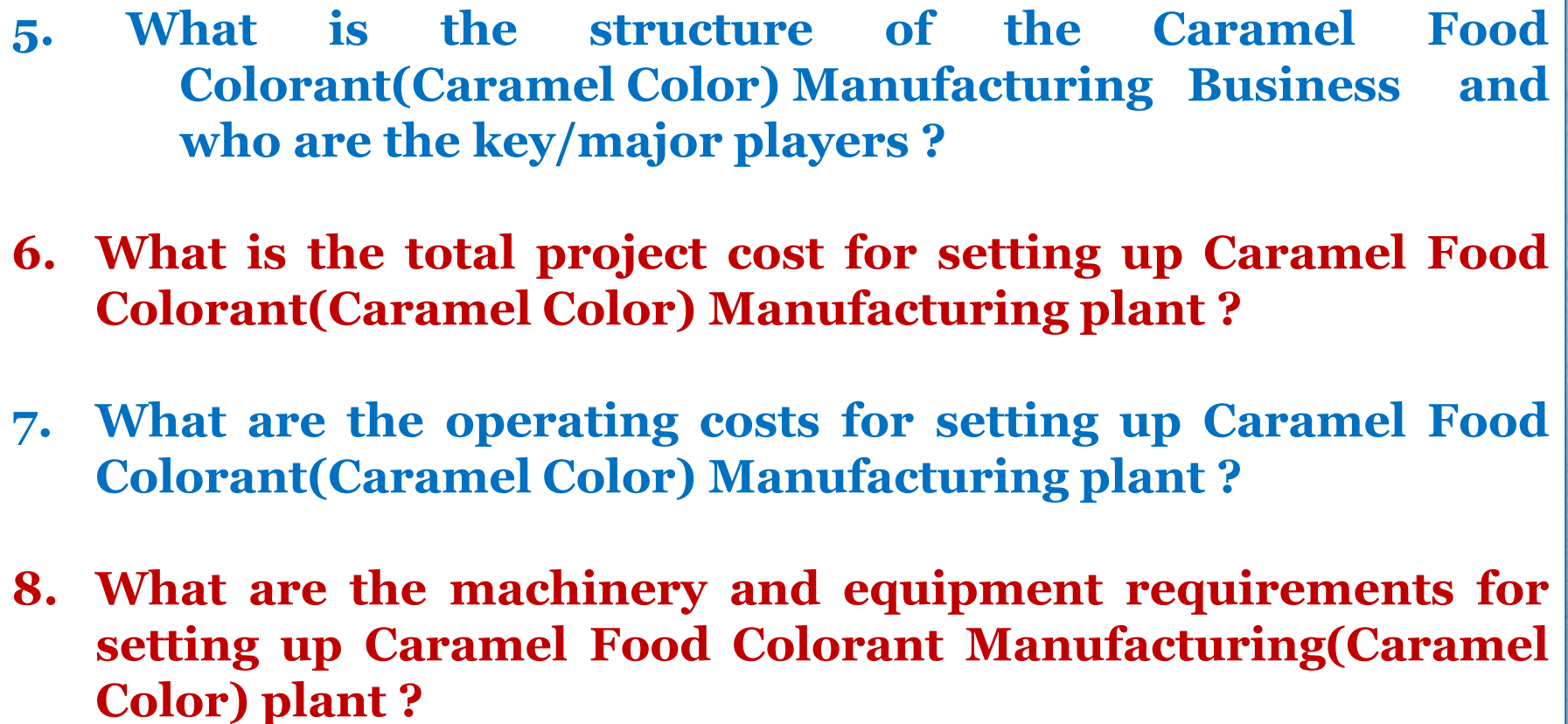
# Project at a Glance

## BEP

BEP - Maximum Utilisation Year	5
Cash BEP (% of Installed Capacity)	53.41%
Total BEP (% of Installed Capacity)	56.62%
IRR, PAYBACK and FACR	
Internal Rate of Return .. ( In %age )	25.82%
Payback Period of the Project is ( In Years )	2 Years 4 Months
Fixed Assets Coverage Ratio ( No. of times )	10.763

# Major Queries/Questions Answered in the Report?

- 1. What is Caramel Food Colorant(Caramel Color) Manufacturing industry ?**
- 2. How has the Caramel Food Colorant(Caramel Color) Manufacturing industry performed so far and how will it perform in the coming years ?**
- 3. What is the Project Feasibility of Caramel Food Colorant(Caramel Color) Manufacturing Plant ?**
- 2. What are the requirements of Working Capital for setting up Caramel Food Colorant(Caramel Color) Manufacturing plant ?**

- 
- 5. What is the structure of the Caramel Food Colorant(Caramel Color) Manufacturing Business and who are the key/major players ?**
  - 6. What is the total project cost for setting up Caramel Food Colorant(Caramel Color) Manufacturing plant ?**
  - 7. What are the operating costs for setting up Caramel Food Colorant(Caramel Color) Manufacturing plant ?**
  - 8. What are the machinery and equipment requirements for setting up Caramel Food Colorant Manufacturing(Caramel Color) plant ?**

- 9. Who are the Suppliers and Manufacturers of Plant & Machinery for setting up Caramel Food Colorant(Caramel Color) Manufacturing plant ?**
- 10. What are the requirements of raw material for setting up Caramel Food Colorant(Caramel Color) Manufacturing plant ?**
- 11. Who are the Suppliers and Manufacturers of Raw materials for setting up Caramel Food Colorant(Caramel Color) Manufacturing plant ?**
- 12. What is the Manufacturing Process of Caramel Food Colorant(Caramel Color) Manufacturing plant ?**

- 13. What is the total size of land required for setting up Caramel Food Colorant(Caramel Color) Manufacturing plant ?**
- 14. What will be the income and expenditures for Caramel Food Colorant(Caramel Color) Manufacturing plant ?**
- 15. What are the Projected Balance Sheets of Caramel Food Colorant(Caramel Color) Manufacturing plant ?**
- 16. What are the requirement of utilities and overheads for setting up Caramel Food Colorant(Caramel Color) Manufacturing plant?**
- 17. What is the Built up Area Requirement and cost for setting up Caramel Food Colorant(Caramel Color) Manufacturing Business?**

**18. What are the Personnel (Manpower) Requirements for setting up Caramel Food Colorant(Caramel Color) Manufacturing Business?**

**19. What are Statistics of Import & Export for Caramel Food Colorant(Caramel Color) ?**

**20. What is the time required to break-even of Caramel Food Colorant(Caramel Color) Manufacturing plant?**

**21. What is the Break-Even Analysis of Caramel Food Colorant(Caramel Color) Manufacturing plant?**

**22. What are the Project financials of Caramel Food Colorant(Caramel Color) Manufacturing plant?**

- 23. What are the Profitability Ratios of Caramel Food Colorant(Caramel Color) Manufacturing plant?**
- 24. What is the Sensitivity Analysis-Price/Volume of Caramel Food Colorant(Caramel Color) Manufacturing plant?**
- 25. What are the Projected Pay-Back Period and IRR of Caramel Food Colorant(Caramel Color) Manufacturing plant?**
- 26. What is the Process Flow Sheet Diagram of Caramel Food Colorant(Caramel Color) Manufacturing project?**



- 
- 27. What are the Market Opportunities for setting up Caramel Food Colorant(Caramel Color) Manufacturing plant?**
- 28. What is the Market Study and Assessment for setting up Caramel Food Colorant(Caramel Color) Manufacturing plant?**
- 29. What is the Plant Layout for setting up Caramel Food Colorant(Caramel Color) Manufacturing Business?**



# **Table of Contents of the Project Report**

# 1. DISTRICT PROFILE & GEOTECHNICAL SITE CHARACTERIZATION

- 1.1. General
- 1.2. Location & Geographical Area
- 1.3. Topography
- 1.4. Administrative Set up
- 1.5. Map
- 1.6. Industry at a Glance

## 2. INTRODUCTION

## 3. TYPES OF CARAMEL COLOR

## **4. CHARACTERISTICS OF CARAMEL COLORS**

## **5. FOOD ADDITIVES ASSOCIATIONS**

- 5.1. The European Food Information Council, EUFIC
- 5.2. International Food Information Council
- 5.3. European Food Safety Authority (EFSA)
- 5.4. The Joint FAO/WHO Expert Committee on Food Additives (JECFA)

## **6. BASIC OF CARAMEL COLORS**

- 6.1. Stage of Caramelization of Saccharine

## **7. FUNCTIONALITY AND FLAVOR**

7.1. Off Flavors

## **8. USES & APPLICATIONS**

## **9. B.I.S. SPECIFICATIONS**

9.1. IS 4467 (1996): Caramel [FAD 8: Food Additives]

9.2. IS 5346 (1994): Synthetic Food Colour - Preparations and Mixtures [FAD 8: Food Additives]

## **10. PROPERTIES**

- 10.1. Color Strength
- 10.2. Specific Gravity
- 10.3. Ionic Charge
- 10.4. Microbiological Stability

## **11.GRADES OF CARAMEL COLOR**

- 11.1. Liquid Caramel Type I Plain [Scotch Grade]
- 11.2. Liquid Caramel Type III Beer Grade
- 11.3. Caramel Type IV Single Strength
- 11.4. Caramel Type IV Double Strength
- 11.5. Caramel Powder Food Grade Double Strength
- 11.6. Annatto Oil Soluble (1.5% Bixin)
- 11.7. Annatto Water Soluble (1.5% Nor - Bixin)

- 11.8. Annatto nor Bixin Powder (1.5% Nor - Bixin) (Kesar Orange /Kesar Mango)
- 11.9. Turmeric Colour 5% Powder
- 11.10. Red Beet Juice Powder (0.3% to 0.45 Betanine)
- 11.11. Paprika Colour Water Soluble 40,000 i.u.
- 11.12. Paprika Colour Water Soluble 40,000 i.u. (Powder)
- 11.13. Chlorophyll Green Colour Oil Soluble
- 11.14. Chlorophyll Green Colour Water Soluble
- 11.15. Anthocyanin Colour Powder

## **12. MARKET SURVEY**

- 12.1. Drivers for Food Colors Market

# 13. FINANCIALS & COMPARISON OF MAJOR INDIAN PLAYERS/COMPANIES

- 13.1. About Financial Statements of CMIE Database
- 13.2. Profits & Appropriations
- 13.3. Total Liabilities
- 13.4. Total Assets
- 13.5. Net Cash Flow from Operating Activities
- 13.6. Section – I
  - 13.6.1. Name of Company with Contact Details
  - 13.6.2. Name of Director(S)
  - 13.6.3. Plant Capacity
  - 13.6.4. Location of Plant
  - 13.6.5. Name of Raw Material(S) Consumed with Quantity & Cost



## 13.7. Section – II

13.7.1.Assets

13.7.2.Cash Flow

13.7.3.Cost as % Ge of Sales

13.7.4.Forex Transaction

13.7.5.Growth in Assets & Liabilities

13.7.6.Growth in Income & Expenditure

13.7.7.Income & Expenditure

13.7.8.Liabilities

13.7.9.Liquidity Ratios

13.7.10.Profitability Ratio

13.7.11.Profits

13.7.12.Return Ratios

13.7.13.Structure of Assets & Liabilities (%)

13.7.14.Working Capital & Turnover Ratios

## **14. PRESENT MANUFACTURERS**

## **15. SPECIFICATION OF EQUIPMENTS**

## **16. MANUFACTURING PROCESS**

16.1. Raw Material Used

16.2. Machinery Used

16.3. Process Description

## **17. TESTING METHOD**

**18. PROCESS FLOW DIAGRAM**

**19. SUPPLIERS OF PLANT & MACHINERY**

**20. SUPPLIERS OF RAW MATERIAL**

**21. PRODUCT, MACHINERY & RAW MATERIAL  
PHOTOGRAPHS**

**22. PLANT LAYOUT**

# Project Financials

• <b>Project at a Glance</b>	<b>Annexure</b>
• Assumptions for Profitability workings .....	1
• Plant Economics.....	2
• Production Schedule.....	3
• Land & Building.....	4
Factory Land & Building	
Site Development Expenses	

- **Plant & Machinery.....5**
  - Indigenous Machineries**
  - Other Machineries (Miscellaneous, Laboratory etc.)**
  
- **Other Fixed Assets.....6**
  - Furniture & Fixtures**
  - Pre-operative and Preliminary Expenses**
  - Technical Knowhow**
  - Provision of Contingencies**
  
- **Working Capital Requirement Per Month.....7**
  - Raw Material**
  - Packing Material**
  - Lab & ETP Chemical Cost**
  - Consumable Store**

- **Overheads Required Per Month and Per Annum.....8**  
  - Utilities & Overheads (Power, Water and Fuel Expenses etc.)**
  - Royalty and Other Charges**
  - Selling and Distribution Expenses**
  
- **Salary and Wages .....9**
  
- **Turnover Per Annum .....10**
  
- **Share Capital.....11**  
  - Equity Capital**
  - Preference Share Capital**

- **Annexure 1 :: Cost of Project and Means of Finance**
- **Annexure 2 :: Profitability and Net Cash Accruals**
  - **Revenue/Income/Realisation**
  - **Expenses/Cost of Products/Services/Items**
  - **Gross Profit**
  - **Financial Charges**
  - **Total Cost of Sales**
  - **Net Profit After Taxes**
  - **Net Cash Accruals**

• **Annexure 3 :: Assessment of Working Capital requirements**

- **Current Assets**
- **Gross Working Capital**
- **Current Liabilities**
- **Net Working Capital**
- **Working Note for Calculation of Work-in-process**

• **Annexure 4 :: Sources and Disposition of Funds**



- **Annexure 5 :: Projected Balance Sheets**

- **ROI (Average of Fixed Assets)**
- **RONW (Average of Share Capital)**
- **ROI (Average of Total Assets)**

- **Annexure 6 :: Profitability Ratios**

- **D.S.C.R**
- **Earnings Per Share (EPS)**
- **Debt Equity Ratio**

• **Annexure 7 :: Break-Even Analysis**

- **Variable Cost & Expenses**
- **Semi-Variable/Semi-Fixed Expenses**
- **Profit Volume Ratio (PVR)**
- **Fixed Expenses / Cost**
- **B.E.P**

• **Annexure 8 to 11 :: Sensitivity Analysis-Price/Volume**

- **Resultant N.P.B.T**
- **Resultant D.S.C.R**
- **Resultant PV Ratio**
- **Resultant DER**
- **Resultant ROI**
- **Resultant BEP**

- **Annexure 12 :: Shareholding Pattern and Stake Status**

- **Equity Capital**
- **Preference Share Capital**

- **Annexure 13 :: Quantitative Details-Output/Sales/Stocks**

- **Determined Capacity P.A of Products/Services**
- **Achievable Efficiency/Yield % of Products/Services/Items**
- **Net Usable Load/Capacity of Products/Services/Items**
- **Expected Sales/ Revenue/ Income of Products/ Services/ Items**

- **Annexure 14** :: **Product wise Domestic Sales Realisation**
- **Annexure 15** :: **Total Raw Material Cost**
- **Annexure 16** :: **Raw Material Cost per unit**
- **Annexure 17** :: **Total Lab & ETP Chemical Cost**
- **Annexure 18** :: **Consumables, Store etc.**
- **Annexure 19** :: **Packing Material Cost**
- **Annexure 20** :: **Packing Material Cost Per Unit**

- **Annexure 21** :: **Employees Expenses**
- **Annexure 22** :: **Fuel Expenses**
- **Annexure 23** :: **Power/Electricity Expenses**
- **Annexure 24** :: **Royalty & Other Charges**
- **Annexure 25** :: **Repairs & Maintenance**

## **Expenses**

- **Annexure 26** :: **Other Manufacturing Expenses**
- **Annexure 27** :: **Administration Expenses**
- **Annexure 28** :: **Selling Expenses**

- **Annexure 29 :: Depreciation Charges – as per Books (Total)**
- **Annexure 30 :: Depreciation Charges – as per Books (P & M)**
- **Annexure 31 :: Depreciation Charges - as per IT Act WDV (Total)**
- **Annexure 32 :: Depreciation Charges - as per IT Act WDV (P & M)**
- **Annexure 33 :: Interest and Repayment - Term Loans**
- **Annexure 34 :: Tax on Profits**
- **Annexure 35 :: Projected Pay-Back Period and IRR**

# Reasons for buying our report:

- **This report helps you to identify a profitable project for investing or diversifying into by throwing light to crucial areas like industry size, market potential of the product and reasons for investing in the product**
- **This report provides vital information on the product like it's characteristics and segmentation**
- **This report helps you market and place the product correctly by identifying the target customer group of the product**



- **This report helps you understand the viability of the project by disclosing details like machinery required, project costs and snapshot of other project financials**
- **The report provides a glimpse of government regulations applicable on the industry**
- **The report provides forecasts of key parameters which helps to anticipate the industry performance and make sound business decisions**

# Our Approach:

- **Our research reports broadly cover Indian markets, present analysis, outlook and forecast for a period of five years.**
- **The market forecasts are developed on the basis of secondary research and are cross-validated through interactions with the industry players**
- **We use reliable sources of information and databases. And information from such sources is processed by us and included in the report**

# Scope of the Report

The report titled “Market Survey cum Detailed Techno Economic Feasibility Report on **Caramel Food Colorant (Caramel Color)** ” provides an insight into the **Caramel Food Colorant (Caramel Color)** market in India with focus on uses and applications, Manufacturing Process, Process Flow Sheets, Plant Layout and Project Financials of **Caramel Food Colorant (Caramel Color)** project. The report assesses the market sizing and growth of the Indian **Caramel Food Colorant (Caramel Color)** Industry. While expanding a current business or while venturing into new business, entrepreneurs are often faced with the dilemma of zeroing in on a suitable product/line. And before diversifying/venturing into any product, they wish to study the following aspects of the identified product:

- **Good Present/Future Demand**
- **Export-Import Market Potential**
- **Raw Material & Manpower Availability**
- **Project Costs and Payback Period**

**We at NPCCS, through our reliable expertise in the project consultancy and market research field, have demystified the situation by putting forward the emerging business opportunity in the Caramel Food Colorant (Caramel Color) sector in India along with its business prospects. Through this report we have identified Caramel Food Colorant (Caramel Color) project as a lucrative investment avenue.**

Caramel Color Manufacture, How Caramel is Made, Process for Manufacture of Caramel Color, Production of Caramel Color, Caramel Color Production, Caramel Color Processing, Manufacture of Caramel Color, Process for Production of Caramel Colour, Caramel Color Production Process, Manufacturing Process of Caramel Color, Caramel Color Manufacture in India, Preparation of Caramel Colour, Processing of Caramel Color, Caramel Color Manufacture, Caramel Color from Sugar Manufacturing Plant, Food Colors Manufacturer, Process for Production of Caramel Color, Natural Food Coloring Manufacturing, Method of Manufacture of Caramel Color, Method of Manufacturing Caramel Color, Caramel Color Manufacturing Business, Guidelines for Manufacturing Caramel Color, How to Make Caramel Color, Guide to Production of Caramel Color, Process for Making of Caramel Color, Caramel Color Production Plant, Caramel Color Manufacturing Industry, Method of Producing Caramel Color, Method of Preparing Caramel Color, Caramel Color Processing Lines, Process for Preparing Caramel Color, Method of Manufacturing Food Colorant, Caramel Food Colorant Manufacturing, Method of Manufacturing Caramel Food Colorant, Caramel Food Colorant Processing, Small Scale Caramel Food Colorant Processing, Starting Caramel Food Colorant Manufacturing Business, Method for Production of Caramel Food Colorant, Caramel Food Colorant Manufacturing Unit, Process for Production of Caramel Food Colorant,

Caramel Food Colorant Production Unit, Business Plan for Caramel Food Colorant Manufacturing, Business Ideas for Production of Caramel Food Colorant, Caramel Food Colorant Manufacturing Project, Caramel Food Colorant(Caramel Color) Manufacturing Project Ideas, Projects on Small Scale Industries, Small Scale Industries Projects Ideas, Caramel Food Colorant Manufacturing Based Small Scale Industries Projects, Project Profile on Small Scale Industries, How to Start Caramel Food Colorant(Caramel Color) Manufacturing Industry in India, Caramel Food Colorant Manufacturing Projects, New Project Profile on Caramel Food Colorant Manufacturing Industries, Project Report on Caramel Food Colorant Manufacturing Industry, Detailed Project Report on Caramel Food Colorant(Caramel Color) Manufacturing, Project Report on Caramel Food Colorant Production, Pre-Investment Feasibility Study on Caramel Food Colorant Production, Techno-Economic Feasibility Study on Caramel Food Colorant Production, Feasibility Report on Caramel Food Colorant Manufacturing, Free Project Profile on Caramel Food Colorant(Caramel Color) Production, Project Profile on Caramel Food Colorant Manufacturing, Download Free Project Profile on Caramel Food Colorant Manufacturing, Industrial Project Report, Project Consultant, Project Consultancy, NPCS, Niir, Process Technology Books, Business Consultancy, Business Consultant, Project Identification and Selection, Preparation of Project Profiles, Startup, Business Guidance, Business Guidance to Clients, Startup Project for Caramel Food Colorant Production, Startup Project, Startup Ideas, Project for Startups, Startup Project Plan, Business Start-Up,

Business Plan for Startup Business, Great Opportunity for Startup, Small Start-Up Business Project, Project Report for Bank Loan, Project Report for Bank Finance, Project Report Format for Bank Loan in Excel, Excel Format of Project Report and CMA Data, Project Report Bank Loan Excel, Detailed Project Plan Reports, Most Profitable Food Processing Business Ideas, Food Processing Industry, Profitable Food Processing Business in India, Starting Food Processing Business, New Small Scale Ideas in Food Processing Industry, Small Scale Food Processing Industry, Food Processing Industry Project Report, How to Start Manufacturing Processing Business, Setting Up of Food Processing Units, How to Start Food Production Business, Food Processing Projects, Food Processing & Most Profitable Food Processing Business Ideas, Food Processing Industry in India

# **Niir Project Consultancy Services (NPCS) can provide Detailed Project Report on Caramel Food Colorant (Caramel Color)**

**Manufacturing Plant, Detailed Project Report, Profile, Business Plan, Industry Trends, Market Research, Survey, Manufacturing Process, Machinery, Raw Materials, Feasibility Study, Investment Opportunities, Cost and Revenue, Plant Economics, Production Schedule, Working Capital Requirement, Plant Layout, Process Flow Sheet, Cost of Project, Projected Balance Sheets, Profitability Ratios, Break Even Analysis**

**See more**

<https://goo.gl/hyQwR7>

<https://goo.gl/J8UY99>

<https://goo.gl/RnfSSf>

<https://goo.gl/PQ7cEQ>





*Visit us at*

[www.entrepreneurindia.co](http://www.entrepreneurindia.co)



[www.entrepreneurindia.co](http://www.entrepreneurindia.co)

**Take a look at  
Niir Project Consultancy Services  
on #Street View**

<https://goo.gl/VstWkd>

*Locate us on  
Google Maps*

<https://goo.gl/maps/BKkUtq9gevT2>

## OUR CLIENTS

Our inexhaustible Client list includes public-sector companies, Corporate Houses, Government undertaking, individual entrepreneurs, NRI, Foreign investors, non-profit organizations and educational institutions from all parts of the World. The list is just a glimpse of our esteemed & satisfied Clients.

**Click here to take a look**  
**<https://goo.gl/G3ICjV>**

# Free Instant Online Project Identification & Selection Search Facility

Selection process starts with the generation of a product idea. In order to select the most promising project, the entrepreneur needs to generate a few ideas about the possible projects.

Here's we offer a best and easiest way for every entrepreneur to searching criteria of projects on our website [www.entrepreneurindia.co](http://www.entrepreneurindia.co) that is "Instant Online Project Identification and Selection"

**NPCS Team has simplified the process for you by providing a "Free Instant Online Project Identification & Selection" search facility to identify projects based on multiple search parameters related to project costs namely: Plant & Machinery Cost, Total Capital Investment, Cost of the project, Rate of Return% (ROR) and Break Even Point % (BEP). You can sort the projects on the basis of mentioned pointers and identify a suitable project matching your investment requisites.**

**Click here to go**

**<http://www.entrepreneurindia.co/project-identification>**

# Contact us

**Niir Project Consultancy Services**

**106-E, Kamla Nagar, Opp. Spark Mall,**

**New Delhi-110007, India.**

**Email: [npcs.ei@gmail.com](mailto:npcs.ei@gmail.com) , [info@entrepreneurindia.co](mailto:info@entrepreneurindia.co)**

**Tel: +91-11-23843955, 23845654, 23845886, 8800733955**

**Mobile: +91-9811043595**

**Website : [www.entrepreneurindia.co](http://www.entrepreneurindia.co) , [www.niir.org](http://www.niir.org)**

**Take a look at NIIR PROJECT CONSULTANCY SERVICES on**

**#StreetView**

**<https://goo.gl/VstWkd>**



# **NIIR PROJECT CONSULTANCY SERVICES**

**An ISO 9001:2008 Company**




# Who are we?

- *One of the leading reliable names in industrial world for providing the most comprehensive technical consulting services*
- *We adopt a systematic approach to provide the strong fundamental support needed for the effective delivery of services to our Clients' in India & abroad*



*We at NPCS want to grow with you by providing solutions scale to suit your new operations and help you reduce risk and give a high return on application investments. We have successfully achieved top-notch quality standards with a high level of customer appreciation resulting in long lasting relation and large amount of referral work through technological breakthrough and innovative concepts. A large number of our Indian, Overseas and NRI Clients have appreciated our expertise for excellence which speaks volumes about our commitment and dedication to every client's success.*





*We bring deep, functional expertise, but are known for our holistic perspective: we capture value across boundaries and between the silos of any organization. We have proven a multiplier effect from optimizing the sum of the parts, not just the individual pieces. We actively encourage a culture of innovation, which facilitates the development of new technologies and ensures a high quality product.*



# What do we offer?

- *Project Identification*
- *Detailed Project Reports/Pre-feasibility Reports*
- *Market Research Reports*
- *Business Plan*
- *Technology Books and Directory*
- *Industry Trend*
- *Databases on CD-ROM*
- *Laboratory Testing Services*
- *Turnkey Project Consultancy/Solutions*
- *Entrepreneur India (An Industrial Monthly Journal)*

# How are we different ?

- *We have two decades long experience in project consultancy and market research field*
- *We empower our customers with the prerequisite know-how to take sound business decisions*
- *We help catalyze business growth by providing distinctive and profound market analysis*
- *We serve a wide array of customers , from individual entrepreneurs to Corporations and Foreign Investors*
- *We use authentic & reliable sources to ensure business precision*

# Our Approach

**Requirement collection**

**Thorough analysis of the project**

**Economic feasibility study of the Project**

**Market potential survey/research**

**Report Compilation**

# Who do we serve?

- *Public-sector Companies*
- *Corporates*
- *Government Undertakings*
- *Individual Entrepreneurs*
- *NRI's*
- *Foreign Investors*
- *Non-profit Organizations, NBFC's*
- *Educational Institutions*
- *Embassies & Consulates*
- *Consultancies*
- *Industry / trade associations*

# Sectors We Cover

- *Ayurvedic And Herbal Medicines, Herbal Cosmetics*
- *Alcoholic And Non Alcoholic Beverages, Drinks*
- *Adhesives, Industrial Adhesive, Sealants, Glues, Gum & Resin*
- *Activated Carbon & Activated Charcoal*
- *Aluminium And Aluminium Extrusion Profiles & Sections,*
- *Bio-fertilizers And Biotechnology*
- *Breakfast Snacks And Cereal Food*
- *Bicycle Tyres & Tubes, Bicycle Parts, Bicycle Assembling*

- *Bamboo And Cane Based Projects*
- *Building Materials And Construction Projects*
- *Biodegradable & Bioplastic Based Projects*
- *Chemicals (Organic And Inorganic)*
- *Confectionery, Bakery/Baking And Other Food*
- *Cereal Processing*
- *Coconut And Coconut Based Products*
- *Cold Storage For Fruits & Vegetables*
- *Coal & Coal Byproduct*



# Sectors We Cover *Cont...*

- *Copper & Copper Based Projects*
- *Dairy/Milk Processing*
- *Disinfectants, Pesticides, Insecticides, Mosquito Repellents,*
- *Electrical, Electronic And Computer based Projects*
- *Essential Oils, Oils & Fats And Allied*
- *Engineering Goods*
- *Fibre Glass & Float Glass*
- *Fast Moving Consumer Goods*
- *Food, Bakery, Agro Processing*

# Sectors We Cover *Cont...*

- *Fruits & Vegetables Processing*
- *Ferro Alloys Based Projects*
- *Fertilizers & Biofertilizers*
- *Ginger & Ginger Based Projects*
- *Herbs And Medicinal Cultivation And Jatropha (Biofuel)*
- *Hotel & Hospitality Projects*
- *Hospital Based Projects*
- *Herbal Based Projects*
- *Inks, Stationery And Export Industries*

- *Infrastructure Projects*
- *Jute & Jute Based Products*
- *Leather And Leather Based Projects*
- *Leisure & Entertainment Based Projects*
- *Livestock Farming Of Birds & Animals*
- *Minerals And Minerals*
- *Maize Processing(Wet Milling) & Maize Based Projects*
- *Medical Plastics, Disposables Plastic Syringe, Blood Bags*
- *Organic Farming, Neem Products Etc.*

# Sectors We Cover *Cont...*

- *Paints, Pigments, Varnish & Lacquer*
- *Paper And Paper Board, Paper Recycling Projects*
- *Printing Inks*
- *Packaging Based Projects*
- *Perfumes, Cosmetics And Flavours*
- *Power Generation Based Projects & Renewable Energy Based Projects*
- *Pharmaceuticals And Drugs*
- *Plantations, Farming And Cultivations*
- *Plastic Film, Plastic Waste And Plastic Compounds*
- *Plastic, PVC, PET, HDPE, LDPE Etc.*

# Sectors We Cover *Cont...*

- *Potato And Potato Based Projects*
- *Printing And Packaging*
- *Real Estate, Leisure And Hospitality*
- *Rubber And Rubber Products*
- *Soaps And Detergents*
- *Stationary Products*
- *Spices And Snacks Food*
- *Steel & Steel Products*
- *Textile Auxiliary And Chemicals*

# Sectors We Cover *Cont...*

- *Township & Residential Complex*
- *Textiles And Readymade Garments*
- *Waste Management & Recycling*
- *Wood & Wood Products*
- *Water Industry(Packaged Drinking Water & Mineral Water)*
- *Wire & Cable*

## Contact us

**Niir Project Consultancy Services**

**106-E, Kamla Nagar, Opp. Spark Mall,**

**New Delhi-110007, India.**

**Email: [npcs.ei@gmail.com](mailto:npcs.ei@gmail.com) , [info@entrepreneurindia.co](mailto:info@entrepreneurindia.co)**

**Tel: +91-11-23843955, 23845654, 23845886, 8800733955**

**Mobile: +91-9811043595**

**Website : [www.entrepreneurindia.co](http://www.entrepreneurindia.co) , [www.niir.org](http://www.niir.org)**

**Take a look at NIIR PROJECT CONSULTANCY SERVICES on**

**#StreetView**

**<https://goo.gl/VstWkd>**



# Follow us



➤ <https://www.linkedin.com/company/niir-project-consultancy-services>



➤ <https://www.facebook.com/NIIR.ORG>



➤ <https://www.youtube.com/user/NIIRproject>



➤ <https://plus.google.com/+EntrepreneurIndiaNewDelhi>



➤ [https://twitter.com/npcs\\_in](https://twitter.com/npcs_in)



➤ <https://www.pinterest.com/npcsindia/>







**For more information, visit us at:**

**[www.niir.org](http://www.niir.org)**

**[www.entrepreneurindia.co](http://www.entrepreneurindia.co)**