



# Electrical Power Transformers (Repair & Refurbishment)


***Detailed Project Report, Profile, Business Plan, Industry Trends, Market Research, Survey, Machinery, Raw Materials, Feasibility Study, Investment Opportunities, Cost and Revenue, Plant Economics, Working Capital Requirement, Plant Layout, Cost of Project, Projected Balance Sheets, Profitability Ratios, Break Even Analysis***



# Introduction

Transformer is a machine that transfers electrical energy from one electrical circuit to another without changing frequency by the principle of electromagnetic induction. Since its basic construction requires no moving parts so it is often called the static transformer and it is very rugged machine requiring the minimum amount of repair and maintenance.







The term is used to include all transformers of large sizes (250kva and above) used in generating stations and substations for transforming the voltage at each end of a power transmission line. They may be single or three phase and voltage rating of 220/11kv or in high voltage range. They are kept in operation all the 24 hours a day. In such transformer iron loss occur for all the time where copper loss occur only when they are loaded.



Electric equipment industry contributes over 2% of GDP which is projected to increase to about 12% in last year. During the period, consumption of electrical equipment is estimated to increase from over USD 28 bn now to USD 363 bn, growing at a CAGR of about 30%.





The electrical equipment and accessories industry, with its highly diversified content, may be broadly segmented into (i) generation equipment, (ii) transmission equipment, and (iii) distribution equipment. According to the Power Ministry, the power sector has tied up Rs. 2,240 bn worth of investments to build power plants with 70,000 MW capacity in the next three years. Thus, as an entrepreneur this project offers an exciting opportunity to you.






# Market Outlook

The transformer market in India is estimated to be over Rs 12,000 crores where power transformers contribute 45 per cent of the total market and distribution transformers contribute 55 per cent. India's transformer market is predominantly unorganised with many small participants catering to the smaller distribution transformer markets.






The India Power & Distribution Transformer market is forecast to reach \$2.9 billion by 2022.

The power transformers market revenues in India are expected to grow at the CAGR of 14% till 2018. Under the 12th Five Year Plan (2012-17), the government plans to spend USD 200 Billion on developing and strengthening power infrastructure in India.





The Government of India has projected an investment of \$22 billion in power transmission sector by fiscal year 2019 to strengthen the transmission network thus increasing the demand for power transformers.


The Global Transformers market is accounted for \$13.7 billion in 2015 and is expected to reach \$24.4 billion by 2022 growing at a CAGR of 8.6% from 2015 to 2022.



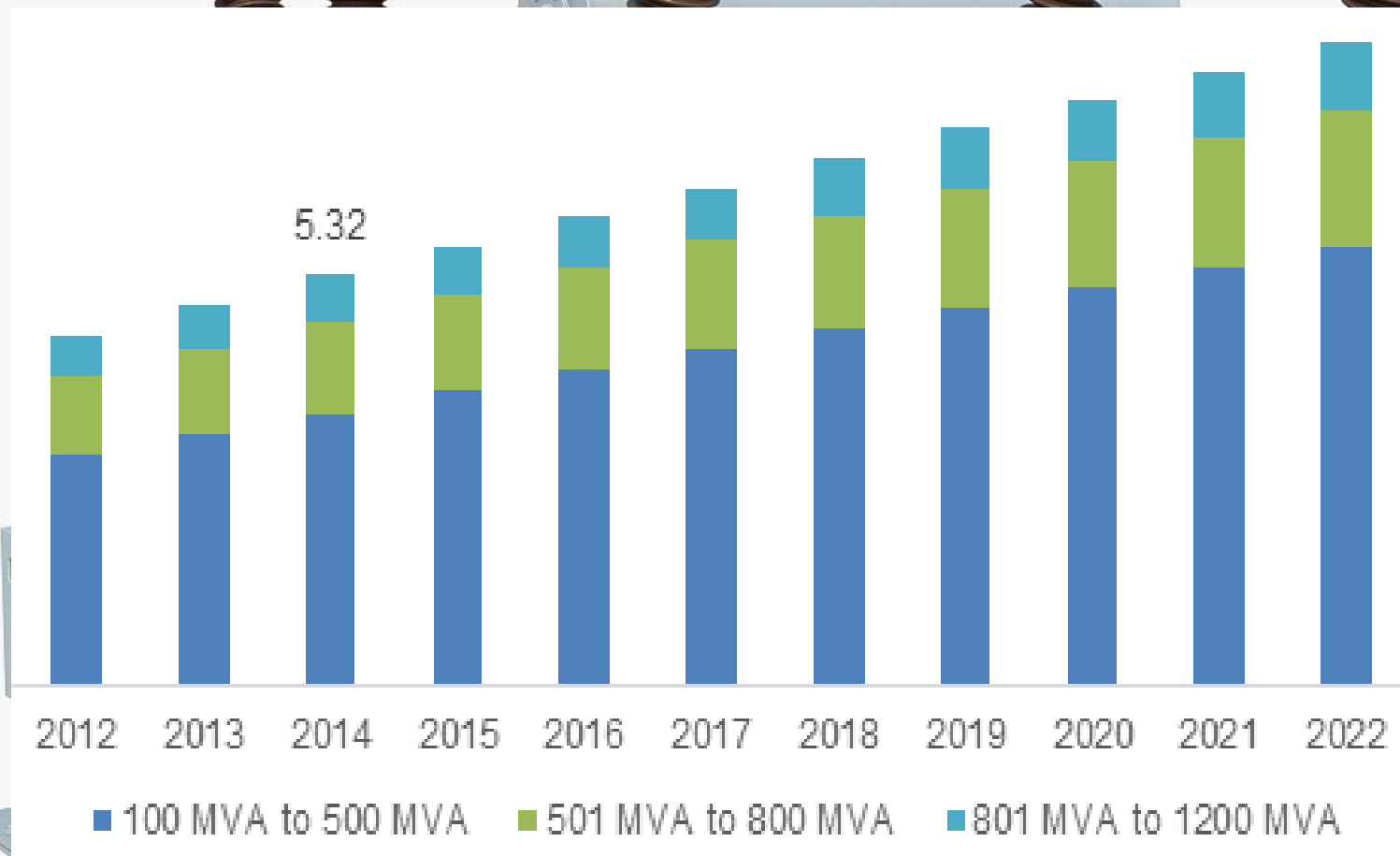




The distribution transformer market is segmented on the basis of power rating, mounting type, phase, and insulating type. In sub segment of insulation type segment, the major share was held with liquid immersed type transformer in 2015. Due to rising usage in the commercial as well as purposes and modern infrastructure.



# Europe Power Transformer Market Size, By Product, 2012-2022 (USD Billion)



# Few Indian Major Players are as under

- Vijay Electricals
- BHEL
- EMCO
- Indo Tech Transformers
- Kirlosker Electric Co.
- Kanohar Electricals

# Project at a Glance

COST OF PROJECT				MEANS OF FINANCE			
Particulars	Existing	Proposed	Total	Particulars	Existing	Proposed	Total
Land & Site							
Development Exp.	0.00	1020.00	1020.00	Capital	0.00	541.41	541.41
Buildings	0.00	258.00	258.00	Share Premium	0.00	0.00	0.00
				Other Type Share			
Plant & Machineries	0.00	656.73	656.73	Capital	0.00	0.00	0.00
Motor Vehicles	0.00	10.00	10.00	Reserves & Surplus	0.00	0.00	0.00
Office Automation							
Equipments	0.00	57.00	57.00	Cash Subsidy	0.00	0.00	0.00
Technical Knowhow							
Fees & Exp.	0.00	25.00	25.00	Internal Cash Accruals	0.00	0.00	0.00
Franchise & Other				Long/Medium Term			
Deposits	0.00	0.00	0.00	Borrowings	0.00	1624.24	1624.24
Preliminary & Pre-operative Exp	0.00	2.00	2.00	Debentures / Bonds	0.00	0.00	0.00
Provision for				Unsecured			
Contingencies	0.00	65.00	65.00	Loans/Deposits	0.00	0.00	0.00
Margin Money - Working Capital	0.00	71.92	71.92				
<b>TOTAL</b>	<b>0.00</b>	<b>2165.65</b>	<b>2165.65</b>	<b>TOTAL</b>	<b>0.00</b>	<b>2165.65</b>	<b>2165.65</b>

# Project at a Glance

Year	Annualised		Book Value	Debt	Dividend	Retained Earnings		Payout	Probable Market Price	P/E Ratio	Yield Price/Book Value
	EPS	CEPS	Per Share		Per Share	Per Share		%		No. of Times	%
1-2	8.14	10.70	18.14	24.00	0.00	100.00	8.14	0.00	8.14	1.00	0.00
2-3	10.75	12.96	28.89	18.00	0.00	100.00	10.75	0.00	10.75	1.00	0.00
3-4	13.37	15.28	42.26	12.00	0.00	100.00	13.37	0.00	13.37	1.00	0.00
4-5	15.97	17.62	58.22	6.00	0.00	100.00	15.97	0.00	15.97	1.00	0.00
5-6	18.54	19.97	76.76	0.00	0.00	100.00	18.54	0.00	18.54	1.00	0.00






# Project at a Glance


Year	D. S. C. R.			Debt / - Deposits Debt	Equity as- Equity	Total Net Worth	Retu rn on Net Wort h	Profitability Ratio					Assets Turnov er Ratio	Curre nt Ratio
	Individ ual	Cumula tive	Overa ll					GPM	PBT	PAT	Net Contri bution	P/V Ratio		
	(Number of times)			(Number of times)		%	%	%	%	%	%			
Initial				3.00	3.00									
1-2	1.50	1.50		1.32	1.32	1.83		21.17 %	14.60%	9.80%	1320. 91	29.35 %	1.63	1.00
2-3	1.81	1.65		0.62	0.62	0.99		22.25 %	17.07%	11.08 %	1541. 10	29.35 %	1.70	1.42
3-4	2.18	1.81	2.18	0.28	0.28	0.57		22.99 %	18.86%	12.06 %	1761. 26	29.35 %	1.68	1.90
4-5	2.62	1.99		0.10	0.10	0.34		23.49 %	20.17%	12.81 %	1981. 41	29.35 %	1.61	2.42
5-6	3.17	2.18		0.00	0.00	0.20		23.84 %	21.15%	13.38 %	2201. 57	29.35 %	1.51	4.16

# Project at a Glance



## BEP

BEP - Maximum Utilisation Year	5
Cash BEP (% of Installed Capacity)	24.41%
Total BEP (% of Installed Capacity)	27.94%
IRR, PAYBACK and FACR	
Internal Rate of Return .. ( In %age )	30.31%
Payback Period of the Project is ( In Years )	2 Years 2 Months
Fixed Assets Coverage Ratio ( No. of times )	4.717



# Major Queries/Questions Answered in the Report?


- 1. What is Electrical Power Transformers (Repair & Refurbishment) industry ?**
- 2. How has the Electrical Power Transformers (Repair & Refurbishment) industry performed so far and how will it perform in the coming years ?**
- 3. What is the Project Feasibility of Electrical Power Transformers (Repair & Refurbishment) Plant ?**
- 4. What are the requirements of Working Capital for setting up Electrical Power Transformers (Repair & Refurbishment) plant ?**

5. What is the structure of the Electrical Power Transformers (Repair & Refurbishment) Business and who are the key/major players ?
6. What is the total project cost for setting up Electrical Power Transformers (Repair & Refurbishment) plant ?
7. What are the operating costs for setting up Electrical Power Transformers (Repair & Refurbishment) plant ?
8. What are the machinery and equipment requirements for setting up Electrical Power Transformers (Repair & Refurbishment) plant ?







9. Who are the Suppliers and Manufacturers of Plant & Machinery for setting Electrical Power Transformers (Repair & Refurbishment) plant ?
10. What are the requirements of raw material for setting up Electrical Power Transformers (Repair & Refurbishment) plant ?
11. Who are the Suppliers and Manufacturers of Raw materials for setting up Electrical Power Transformers (Repair & Refurbishment) plant ?
12. What is the Manufacturing Process of Electrical Power Transformers (Repair & Refurbishment) plant ?






- 
13. What is the total size of land required for setting up Electrical Power Transformers (Repair & Refurbishment) plant ?
  14. What will be the income and expenditures for Electrical Power Transformers (Repair & Refurbishment) plant ?
  15. What are the Projected Balance Sheets of Electrical Power Transformers (Repair & Refurbishment) plant ?
  16. What are the requirement of utilities and overheads for setting up Electrical Power Transformers (Repair & Refurbishment) plant?
  17. What is the Built up Area Requirement and cost for setting up Electrical Power Transformers (Repair & Refurbishment) Business?

- 
- 18. What are the Personnel (Manpower) Requirements for setting up Electrical Power Transformers (Repair & Refurbishment) Business?**
- 19. What is the Plant Layout for setting up Electrical Power Transformers (Repair & Refurbishment) Business?**
- 20. What is the time required to break-even of Electrical Power Transformers (Repair & Refurbishment) Business?**
- 21. What is the Break-Even Analysis of Electrical Power Transformers (Repair & Refurbishment) plant?**
- 22. What are the Project financials of Electrical Power Transformers (Repair & Refurbishment) plant?**



- 
- 23. What are the Profitability Ratios of Electrical Power Transformers (Repair & Refurbishment) plant?**
- 24. What is the Sensitivity Analysis-Price/Volume of Electrical Power Transformers (Repair & Refurbishment) plant?**
- 25. What are the Projected Pay-Back Period and IRR of Electrical Power Transformers (Repair & Refurbishment) plant?**
- 26. What is the Process Flow Sheet Diagram of Electrical Power Transformers (Repair & Refurbishment) project?**



**27. What are the Market Opportunities for setting up Electrical Power Transformers (Repair & Refurbishment) plant?**

**28. What is the Market Study and Assessment for setting up Electrical Power Transformers (Repair & Refurbishment) plant?**





# Table of Contents of the Project Report





# 1. PROJECT LOCATION

- 1.1. Nagpur: District Profile & Geotechnical Site Characterization
  - 1.1.1. General
  - 1.1.2. Location & Geographical Area
  - 1.1.3. Topography
  - 1.1.4. Map
  - 1.1.5. Administrative Set Up
  - 1.1.6. Industry at a Glance

# 2. INTRODUCTION



## 3. TYPES OF TRANSFORMER

3.1.1. Power Transformer

3.1.2. Distribution Transformer

## 4. PARTS OF A TRANSFORMER

4.1.1. Steel Tank

4.1.2. Core of Transformer

4.1.3. Windings


4.1.4. Conservator Tank

4.1.5. Breather

4.1.6. Thermometer

4.1.7. Bushings





4.1.8. Tap Changing Switch

4.1.9. Oil Gauge

4.1.10. Radiator

4.1.11. Cooling fans

4.1.12. Oil Pumps

4.1.13. Limitation of the Transformer

## 5. USES AND APPLICATIONS

5.1. Applications of Transformers

5.2. Other Uses and application of Transformer



## 6. B.I.S SPECIFICATIONS

- 6.1. IS: 2026: 2011 – Specification for Power Transformer
- 6.2. IS: 11171: 1985 – Specification for Dry-type Power Transformers

## 7. MARKET SURVEY

- 7.1. Electrical Equipment
- 7.2. Transformer
- 7.3. Market Structure
- 7.4. On a Threshold of Transformation - India's Transformer Industry
- 7.5. The Indian Power Sector

- 
- 7.6. Transformer Industry in India
  - 7.7. Indian Transformer Market Size
  - 7.8. New Entrants
  - 7.9. Market Drivers
  - 7.10. Market Challenges
  - 7.11. Indian Power Transformer Market
  - 7.12. Market Overview
  - 7.13. Market Sectors
  - 7.14. Power and Distribution Transformer Market in India  
2014 and 2020
  - 7.15. The Future of Large Power Transformers






## 8. EXPORT & IMPORT: ALL COUNTRIES

- 8.1. Export: All Countries
- 8.2. Import: All Countries

## 9. FINANCIALS & COMPARISON OF MAJOR INDIAN PLAYERS/COMPANIES

- 9.1. About Financial Statements of CMIE Database
- 9.2. Profits & Appropriations
- 9.3. Total Liabilities
- 9.4. Total Assets
- 9.5. Net Cash Flow from Operating Activities
- 9.6. Section – I

- 
- 9.6.1. Name of Company with Contact Details
  - 9.6.2. Name of Director(S)
  - 9.6.3. Plant Capacity
  - 9.6.4. Location of Plant
  - 9.6.5. Name of Raw Material (S) Consumed with Quantity & Cost
  - 9.7. Section – II
    - 9.7.1. Assets
    - 9.7.2. Cash Flow
    - 9.7.3. Cost as % ge of sales
    - 9.7.4. Forex Transaction
    - 9.7.5. Growth in Assets & Liabilities
    - 9.7.6. Growth in Income & Expenditure



9.7.7. Income & Expenditure

9.7.8. Liabilities

9.7.9. Liquidity Ratios

9.7.10. Profitability Ratio

9.7.11. Profits

9.7.12. Return Ratios

9.7.13. Structure of Assets & Liabilities (%)

9.7.14. Working Capital & Turnover Ratios

## 10. EXPORT STATISTICS DATA OF INDIA

10.1. Export Statistics Data for Power Transformer

10.2. Import Statistics Data for Power Transformer

# 11. PRESENT MANUFACTURERS

# 12. REPAIR AND RE-FURBISHMENT PROCESS OF POWER TRANSFORMER


## 12.1. Repair Process

# 13. Refurbishment Process Flow Diagram

# 14. TESTING OF POWER TRANSFORMER

## 14.1. Insulation Resistance Test

## 14.2. DC Resistance or Winding Resistance Test



14.2.1. Method No: 1 (Kelvin Bridge Method for Measurement of Winding Resistance)

14.2.2. Method No: 2 (Current Voltage Method of Measurement of Winding Resistance)

14.3. Turns Ratio / Voltage Ratio Test

14.3.1. Method No 1 Turns Ratio Testing

14.3.2. Method No 2 Voltage Ratio Testing

14.4. Polarity / Vector Group Test

14.5. Short Circuit Test

14.6. Open Circuit / No Load Test

14.7. Continuity Test

14.8. Magnetic Current Test

14.9. Magnetic Balance Test





14.10. High Voltage Tests on HV & LV Winding

14.11. LV High Voltage Test

14.12. Dielectrical Test

14.12.1. Method No 1 (Separate Source Voltage Withstand Test)

14.12.2. Method No 2 (Induced Source Voltage Withstand Test)


14.12.3. Method No 3 Lighting Impulse Test

14.13. Temperature Rise Test of Transformer

## 15. BUYER'S LIST

15.1. Contact Details of Buyer's

15.2. Name of Director(S)



15.3. Plant Capacity

15.4. Location of Plant

15.5. Company Wise Consumption Detail of the Raw Materials

## 16. SUPPLIERS OF PLANT & MACHINERY

## 17. SUPPLIERS OF RAW MATERIAL



# 18. TRANSFORMER, REPAIRING EQUIPMENTS & RAW MATERIAL PHOTOGRAPHS


- 18.1. Transformer Photographs
- 18.2. Repairing Equipment Photographs
- 18.3. Raw Material Photographs

## 19. PLANT LAYOUT




# Project Financials

• <b>Project at a Glance</b>	<b>Annexure</b>
• Assumptions for Profitability workings .....	1
• Plant Economics.....	2
• Production Schedule.....	3
• Land & Building.....	4
Factory Land & Building	
Site Development Expenses	




- **Plant & Machinery.....5**
  - Indigenous Machineries**
  - Other Machineries (Miscellaneous, Laboratory etc.)**
- **Other Fixed Assets.....6**
  - Furniture & Fixtures**
  - Pre-operative and Preliminary Expenses**
  - Technical Knowhow**
  - Provision of Contingencies**
- **Working Capital Requirement Per Month.....7**
  - Raw Material**
  - Packing Material**
  - Lab & ETP Chemical Cost**
  - Consumable Store**

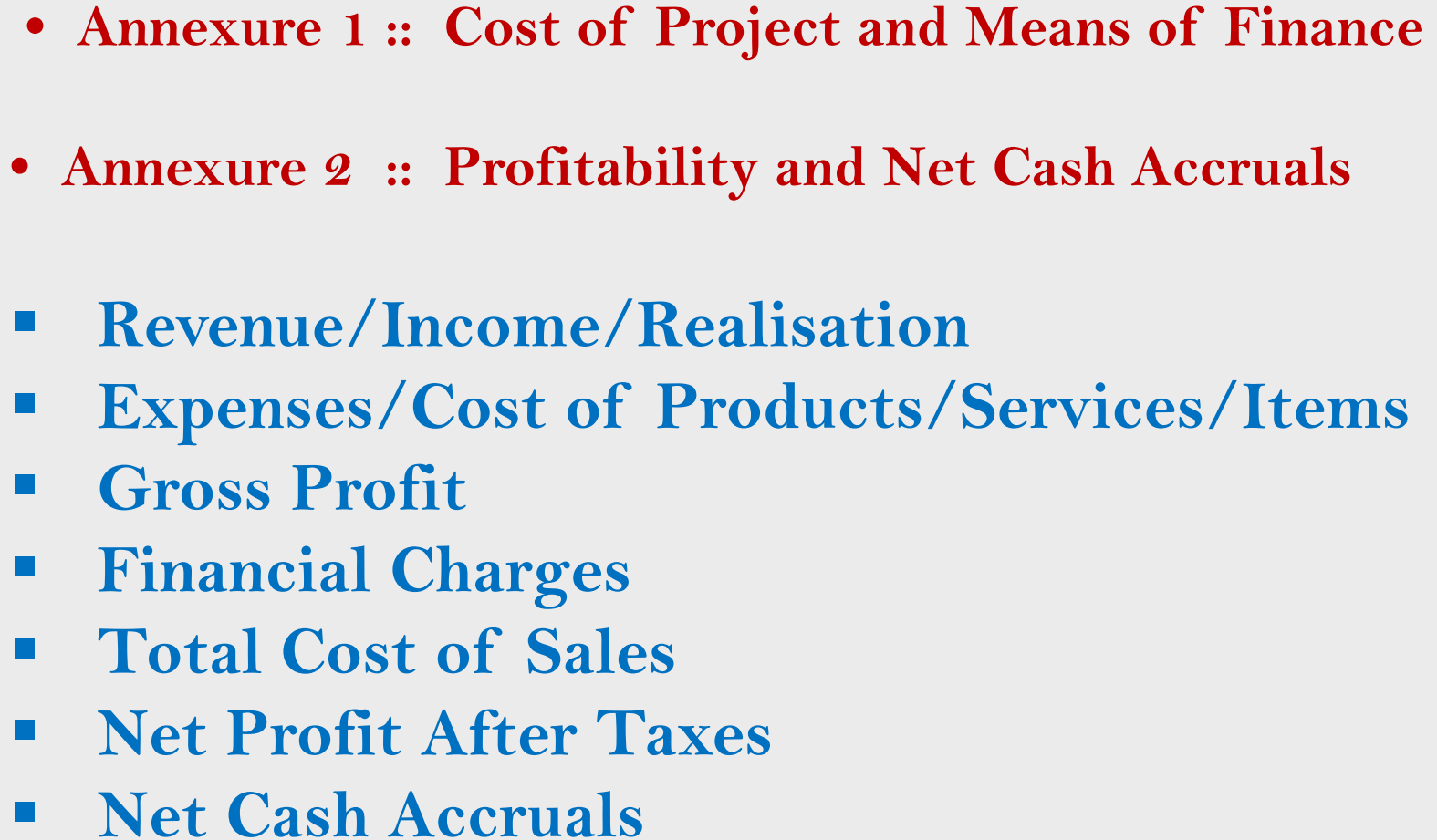






- **Overheads Required Per Month and Per Annum.....8**  
**Utilities & Overheads (Power, Water and Fuel Expenses etc.)**  
**Royalty and Other Charges**  
**Selling and Distribution Expenses**
- **Salary and Wages .....9**
- **Turnover Per Annum .....10**
- **Share Capital.....11**  
**Equity Capital**  
**Preference Share Capital**



- 
- The background of the slide features several high-voltage electrical insulators, which are ceramic or glass structures with metal fittings, used for supporting and isolating high-voltage electrical conductors. They are arranged in a vertical line, with some showing the spiral-shaped sheds.
- **Annexure 1 :: Cost of Project and Means of Finance**
  - **Annexure 2 :: Profitability and Net Cash Accruals**
    - **Revenue/Income/Realisation**
    - **Expenses/Cost of Products/Services/Items**
    - **Gross Profit**
    - **Financial Charges**
    - **Total Cost of Sales**
    - **Net Profit After Taxes**
    - **Net Cash Accruals**



- **Annexure 3 :: Assessment of Working Capital requirements**

- **Current Assets**
- **Gross Working Capital**
- **Current Liabilities**
- **Net Working Capital**
- **Working Note for Calculation of Work-in-process**

- **Annexure 4 :: Sources and Disposition of Funds**



- **Annexure 5 :: Projected Balance Sheets**

- **ROI (Average of Fixed Assets)**
- **RONW (Average of Share Capital)**
- **ROI (Average of Total Assets)**

- **Annexure 6 :: Profitability Ratios**

- **D.S.C.R**
- **Earnings Per Share (EPS)**
- **Debt Equity Ratio**



• **Annexure 7 :: Break-Even Analysis**

- **Variable Cost & Expenses**
- **Semi-Variable/Semi-Fixed Expenses**
- **Profit Volume Ratio (PVR)**
- **Fixed Expenses / Cost**
- **B.E.P**





• **Annexure 8 to 11 :: Sensitivity Analysis-Price/Volume**

- **Resultant N.P.B.T**
- **Resultant D.S.C.R**
- **Resultant PV Ratio**
- **Resultant DER**
- **Resultant ROI**
- **Resultant BEP**





- **Annexure 12 :: Shareholding Pattern and Stake Status**

- **Equity Capital**
- **Preference Share Capital**

- **Annexure 13 :: Quantitative Details-Output/Sales/Stocks**

- **Determined Capacity P.A of Products/Services**
- **Achievable Efficiency/Yield % of Products/Services/Items**
- **Net Usable Load/Capacity of Products/Services/Items**
- **Expected Sales/ Revenue/ Income of Products/ Services/ Items**





- **Annexure 14** :: **Product wise Domestic Sales Realisation**
- **Annexure 15** :: **Total Raw Material Cost**
- **Annexure 16** :: **Raw Material Cost per unit**
- **Annexure 17** :: **Total Lab & ETP Chemical Cost**
- **Annexure 18** :: **Consumables, Store etc.**
- **Annexure 19** :: **Packing Material Cost**
- **Annexure 20** :: **Packing Material Cost Per Unit**



- **Annexure 21** :: **Employees Expenses**
- **Annexure 22** :: **Fuel Expenses**
- **Annexure 23** :: **Power/Electricity Expenses**
- **Annexure 24** :: **Royalty & Other Charges**
- **Annexure 25** :: **Repairs & Maintenance**

## **Expenses**


- **Annexure 26** :: **Other Manufacturing Expenses**
- **Annexure 27** :: **Administration Expenses**
- **Annexure 28** :: **Selling Expenses**

- 
- **Annexure 29 :: Depreciation Charges – as per Books (Total)**
  - **Annexure 30 :: Depreciation Charges – as per Books (P & M)**
  - **Annexure 31 :: Depreciation Charges - as per IT Act WDV (Total)**
  - **Annexure 32 :: Depreciation Charges - as per IT Act WDV (P & M)**
  - **Annexure 33 :: Interest and Repayment - Term Loans**
  - **Annexure 34 :: Tax on Profits**
  - **Annexure 35 :: Projected Pay-Back Period and IRR**
- 

# Reasons for buying our report:

- **This report helps you to identify a profitable project for investing or diversifying into by throwing light to crucial areas like industry size, market potential of the product and reasons for investing in the product**
- **This report provides vital information on the product like it's characteristics and segmentation**
- **This report helps you market and place the product correctly by identifying the target customer group of the product**



- 
- **This report helps you understand the viability of the project by disclosing details like machinery required, project costs and snapshot of other project financials**
  - **The report provides a glimpse of government regulations applicable on the industry**
  - **The report provides forecasts of key parameters which helps to anticipate the industry performance and make sound business decisions**

# Our Approach:

- **Our research reports broadly cover Indian markets, present analysis, outlook and forecast for a period of five years.**
- **The market forecasts are developed on the basis of secondary research and are cross-validated through interactions with the industry players**
- **We use reliable sources of information and databases. And information from such sources is processed by us and included in the report**

# Scope of the Report

The report titled “Market Survey cum Detailed Techno Economic Feasibility Report on Electrical Power Transformers (Repair & Refurbishment) ” provides an insight into the Electrical Power Transformers (Repair & Refurbishment) market in India with focus on uses and applications, Manufacturing Process, Process Flow Sheets, Plant Layout and Project Financials of Electrical Power Transformers (Repair & Refurbishment) project. The report assesses the market sizing and growth of the Indian Electrical Power Transformers (Repair & Refurbishment) Industry. While expanding a current business or while venturing into new business, entrepreneurs are often faced with the dilemma of zeroing in on a suitable product/line. And before diversifying/venturing into any product, they wish to study the following aspects of the identified product:

- **Good Present/Future Demand**
- **Export-Import Market Potential**
- **Raw Material & Manpower Availability**
- **Project Costs and Payback Period**

**We at NPCCS, through our reliable expertise in the project consultancy and market research field, have demystified the situation by putting forward the emerging business opportunity in the Electrical Power Transformers (Repair & Refurbishment) sector in India along with its business prospects. Through this report we have identified Electrical Power Transformers (Repair & Refurbishment) project as a lucrative investment avenue.**

# Tags



Power Transformer Repairs, Electrical Transformer Repair, Repair of Power Transformers, Transformers Repair & Maintenance, Transformer Repairs in India, Repair of Distribution/Power Transformer, Transformer Repairs, Transformer Repairing Process, Small Transformer Repair, Electric Power Transformers Repair, Transformer Rewind and Repair, Maintenance and Repair of Medium Power Transformers, Power Transformer Repair, Transformer Repair Procedures, Power Transformers Repairing, Guide for Repair of Power and Distribution, Distribution & Power Transformer Repair, Power Transformer Repair & Refurbishment, Transformer Repair Guide, Transformer Refurbishment, Process for Repairing of Distribution Transformers, Guide for Transformer Maintenance, Maintenance of Transformer, Method of Repairing Transformers, Distribution Transformer Repairing, Process of Repairing Transformers, Transformer Repairing Unit, Transformers Repairing Process, Refurbishing Transformers, Repair and Refurbishment of Transformers, Refurbishment Projects of Power Transformers, Business For Refurbishment of Distribution, Power Transformer Refurbishment, Remanufacturing of Transformers, Transformer Remanufacturing, Transformer Refurbishment & Remanufacturing, Repair, Rewind & Remanufacture Transformers,








Electrical Transformer Remanufacturing Process, Remanufacturing of Transformers and Repairing, Reconditioned and Remanufactured Electrical Transformers, Power Transformer Remanufactured, Power Transformer Repairing Project Ideas, Projects on Small Scale Industries, Small Scale Industries Projects Ideas, Power Transformer Repairing Based Small Scale Industries Projects, Project Profile on Small Scale Industries, Power Transformer Repairing Projects, Project Report on Transformer Refurbishment, Detailed Project Report on Power Transformer Repairs, Project Report on Transformer Refurbishment, Pre-Investment Feasibility Study on Transformer Refurbishment, Techno-Economic Feasibility Study on Transformer Refurbishment, Feasibility Report on Power Transformer Repairs, Free Project Profile on Transformer Refurbishment, Project Profile on Transformer Refurbishment,







Download Free Project Profile on Power Transformer Repairs, Industrial Project Report, Project Consultant, Project Consultancy, NPCS, Niir, Process Technology Books, Business Consultancy, Business Consultant, Project Identification and Selection, Preparation of Project Profiles, Startup, Business Guidance, Business Guidance to Clients, Startup Project for Power Transformer Repairs, Startup Project, Startup Ideas, Project for Startups, Startup Project Plan, Business Start-Up, Business Plan for Startup Business, Great Opportunity for Startup, Small Start-Up Business Project, Project Report for Bank Loan, Project Report for Bank Finance, Project Report Format for Bank Loan in Excel, Excel Format of Project Report and CMA Data, Project Report Bank Loan Excel, Detailed Project Plan Reports



# **Niir Project Consultancy Services (NPCS) can provide Detailed Project Report on Electrical Power Transformers (Repair & Refurbishment)**

**Detailed Project Report, Profile, Business Plan, Industry Trends, Market Research, Survey, Machinery, Raw Materials, Feasibility Study, Investment Opportunities, Cost and Revenue, Plant Economics, Working Capital Requirement, Plant Layout, Cost of Project, Projected Balance Sheets, Profitability Ratios, Break Even Analysis**

**See more**

**<https://goo.gl/EwAh1p>**

**<https://goo.gl/w9rqbN>**





*Visit us at*

[www.entrepreneurindia.co](http://www.entrepreneurindia.co)



[www.entrepreneurindia.co](http://www.entrepreneurindia.co)



**Take a look at  
Niir Project Consultancy Services  
on #Street View**

<https://goo.gl/VstWkd>

*Locate us on  
Google Maps*

<https://goo.gl/maps/BKkUtq9gevT2>



# OUR CLIENTS

Our inexhaustible Client list includes public-sector companies, Corporate Houses, Government undertaking, individual entrepreneurs, NRI, Foreign investors, non-profit organizations and educational institutions from all parts of the World. The list is just a glimpse of our esteemed & satisfied Clients.


**Click here to take a look**  
**<https://goo.gl/G3ICjV>**



# Free Instant Online Project Identification & Selection Search Facility

Selection process starts with the generation of a product idea. In order to select the most promising project, the entrepreneur needs to generate a few ideas about the possible projects.

Here's we offer a best and easiest way for every entrepreneur to searching criteria of projects on our website [www.entrepreneurindia.co](http://www.entrepreneurindia.co) that is "Instant Online Project Identification and Selection"






**NPCS Team has simplified the process for you by providing a "Free Instant Online Project Identification & Selection" search facility to identify projects based on multiple search parameters related to project costs namely: Plant & Machinery Cost, Total Capital Investment, Cost of the project, Rate of Return% (ROR) and Break Even Point % (BEP). You can sort the projects on the basis of mentioned pointers and identify a suitable project matching your investment requisites.**

**Click here to go**

**<http://www.entrepreneurindia.co/project-identification>**



# Contact us

**Niir Project Consultancy Services**

**106-E, Kamla Nagar, Opp. Spark Mall,**

**New Delhi-110007, India.**

**Email: [npcs.ei@gmail.com](mailto:npcs.ei@gmail.com) , [info@entrepreneurindia.co](mailto:info@entrepreneurindia.co)**

**Tel: +91-11-23843955, 23845654, 23845886, 8800733955**

**Mobile: +91-9811043595**

**Website : [www.entrepreneurindia.co](http://www.entrepreneurindia.co) , [www.niir.org](http://www.niir.org)**

**Take a look at NIIR PROJECT CONSULTANCY SERVICES on**

**#StreetView**

**<https://goo.gl/VstWkd>**





# ***Niir PROJECT CONSULTANCY SERVICES***

**An ISO 9001:2008 Company**



# Who are we?

- *One of the leading reliable names in industrial world for providing the most comprehensive technical consulting services*
- *We adopt a systematic approach to provide the strong fundamental support needed for the effective delivery of services to our Clients' in India & abroad*








*We at NPCS want to grow with you by providing solutions scale to suit your new operations and help you reduce risk and give a high return on application investments. We have successfully achieved top-notch quality standards with a high level of customer appreciation resulting in long lasting relation and large amount of referral work through technological breakthrough and innovative concepts. A large number of our Indian, Overseas and NRI Clients have appreciated our expertise for excellence which speaks volumes about our commitment and dedication to every client's success.*





*We bring deep, functional expertise, but are known for our holistic perspective: we capture value across boundaries and between the silos of any organization. We have proven a multiplier effect from optimizing the sum of the parts, not just the individual pieces. We actively encourage a culture of innovation, which facilitates the development of new technologies and ensures a high quality product.*





# What do we offer?

- *Project Identification*
- *Detailed Project Reports/Pre-feasibility Reports*
- *Market Research Reports*
- *Business Plan*
- *Technology Books and Directory*
- *Industry Trend*
- *Databases on CD-ROM*
- *Laboratory Testing Services*
- *Turnkey Project Consultancy/Solutions*
- *Entrepreneur India (An Industrial Monthly Journal)*



# How are we different ?

- *We have two decades long experience in project consultancy and market research field*
- *We empower our customers with the prerequisite know-how to take sound business decisions*
- *We help catalyze business growth by providing distinctive and profound market analysis*
- *We serve a wide array of customers , from individual entrepreneurs to Corporations and Foreign Investors*
- *We use authentic & reliable sources to ensure business precision*



# Our Approach

**Requirement collection**

**Thorough analysis of the project**

**Economic feasibility study of the Project**

**Market potential survey/research**

**Report Compilation**



# Who do we serve?

- *Public-sector Companies*
- *Corporates*
- *Government Undertakings*
- *Individual Entrepreneurs*
- *NRI's*
- *Foreign Investors*
- *Non-profit Organizations, NBFC's*
- *Educational Institutions*
- *Embassies & Consulates*
- *Consultancies*
- *Industry / trade associations*



# Sectors We Cover

- *Ayurvedic And Herbal Medicines, Herbal Cosmetics*
- *Alcoholic And Non Alcoholic Beverages, Drinks*
- *Adhesives, Industrial Adhesive, Sealants, Glues, Gum & Resin*
- *Activated Carbon & Activated Charcoal*
- *Aluminium And Aluminium Extrusion Profiles & Sections,*
- *Bio-fertilizers And Biotechnology*
- *Breakfast Snacks And Cereal Food*
- *Bicycle Tyres & Tubes, Bicycle Parts, Bicycle Assembling*





- *Bamboo And Cane Based Projects*
- *Building Materials And Construction Projects*
- *Biodegradable & Bioplastic Based Projects*
- *Chemicals (Organic And Inorganic)*
- *Confectionery, Bakery/Baking And Other Food*
- *Cereal Processing*
- *Coconut And Coconut Based Products*
- *Cold Storage For Fruits & Vegetables*
- *Coal & Coal Byproduct*



# Sectors We Cover *Cont...*

- *Copper & Copper Based Projects*
- *Dairy/Milk Processing*
- *Disinfectants, Pesticides, Insecticides, Mosquito Repellents,*
- *Electrical, Electronic And Computer based Projects*
- *Essential Oils, Oils & Fats And Allied*
- *Engineering Goods*
- *Fibre Glass & Float Glass*
- *Fast Moving Consumer Goods*
- *Food, Bakery, Agro Processing*



# Sectors We Cover *Cont...*

- *Fruits & Vegetables Processing*
- *Ferro Alloys Based Projects*
- *Fertilizers & Biofertilizers*
- *Ginger & Ginger Based Projects*
- *Herbs And Medicinal Cultivation And Jatropha (Biofuel)*
- *Hotel & Hospitality Projects*
- *Hospital Based Projects*
- *Herbal Based Projects*
- *Inks, Stationery And Export Industries*



# Sectors We Cover *Cont...*



- *Infrastructure Projects*
- *Jute & Jute Based Products*
- *Leather And Leather Based Projects*
- *Leisure & Entertainment Based Projects*
- *Livestock Farming Of Birds & Animals*
- *Minerals And Minerals*
- *Maize Processing(Wet Milling) & Maize Based Projects*
- *Medical Plastics, Disposables Plastic Syringe, Blood Bags*
- *Organic Farming, Neem Products Etc.*



# Sectors We Cover *Cont...*

- *Paints, Pigments, Varnish & Lacquer*
- *Paper And Paper Board, Paper Recycling Projects*
- *Printing Inks*
- *Packaging Based Projects*
- *Perfumes, Cosmetics And Flavours*
- *Power Generation Based Projects & Renewable Energy Based Projects*
- *Pharmaceuticals And Drugs*
- *Plantations, Farming And Cultivations*
- *Plastic Film, Plastic Waste And Plastic Compounds*
- *Plastic, PVC, PET, HDPE, LDPE Etc.*



# Sectors We Cover *Cont...*

- *Potato And Potato Based Projects*
- *Printing And Packaging*
- *Real Estate, Leisure And Hospitality*
- *Rubber And Rubber Products*
- *Soaps And Detergents*
- *Stationary Products*
- *Spices And Snacks Food*
- *Steel & Steel Products*
- *Textile Auxiliary And Chemicals*





# Sectors We Cover *Cont...*

- *Township & Residential Complex*
- *Textiles And Readymade Garments*
- *Waste Management & Recycling*
- *Wood & Wood Products*
- *Water Industry(Packaged Drinking Water & Mineral Water)*
- *Wire & Cable*



# Contact us

**Niir Project Consultancy Services**

**106-E, Kamla Nagar, Opp. Spark Mall,**

**New Delhi-110007, India.**

**Email: [npcs.ei@gmail.com](mailto:npcs.ei@gmail.com) , [info@entrepreneurindia.co](mailto:info@entrepreneurindia.co)**

**Tel: +91-11-23843955, 23845654, 23845886, 8800733955**

**Mobile: +91-9811043595**

**Website : [www.entrepreneurindia.co](http://www.entrepreneurindia.co) , [www.niir.org](http://www.niir.org)**

**Take a look at NIIR PROJECT CONSULTANCY SERVICES on**

**#StreetView**

**<https://goo.gl/VstWkd>**



# Follow us



➤ <https://www.linkedin.com/company/niir-project-consultancy-services>



➤ <https://www.facebook.com/NIIR.ORG>



➤ <https://www.youtube.com/user/NIIRproject>



➤ <https://plus.google.com/+EntrepreneurIndiaNewDelhi>



➤ [https://twitter.com/npcs\\_in](https://twitter.com/npcs_in)



➤ <https://www.pinterest.com/npcsindia/>





Thank  
you

**For more information, visit us at:**

[www.niir.org](http://www.niir.org)

[www.entrepreneurindia.co](http://www.entrepreneurindia.co)



[www.entrepreneurindia.co](http://www.entrepreneurindia.co)