



# How to Start Personal Care Products Manufacturing Industry.

## Cosmetics Manufacturing Unit

*(Perfume Gel, Nail Polish Remover Liquid, Hair Gel, Face Wash Gel, Face Cream, Talcum Powder, After Shave Lotion Liquid, Shaving Cream Gel and Hand Wash Gel)*



# Introduction

**Cosmetics are generally defined as products applied externally to improve appearance. Cosmetics products represent wide variety of substances that can change the look and smell of our bodies. Cosmetics are products you apply to your body to clean it, make it more attractive, or change the way it looks.**

## Perfume Gel

**Perfume is a mixture of fragrant essential oils and aroma compounds, fixatives, and solvents used to give the human body, animals, objects, and living spaces a pleasant scent.**



## **Nail Polish Remover Liquid**

**Nail polish remover is an organic solvent used to remove nail polish from the nails. Painting the nails is very fashionable and easy to do change the color constantly.**



## **Hair Gel**

**Hair gel is a hairstyling product that is applied to wet hair to aid in the styling process. It comes in several forms, including gel consistency, liquid consistency, or spray form.**



## Face Wash Gel

**Gel Cleansers are designed to remove excess surface oils on the skin. This can be helpful for overly oily or acneic skin, as long as it is not stripping your skin of natural oil, but rather cleansing the skin of excess oil.**

## Face Cream

**Face cream, Moisturizers prevent and treat dry skin, protect sensitive skin, improve skin tone and texture, and mask imperfections.**



## **Talcum Powder**

**Talcum powder is made from talc, a mineral made up mainly of the elements magnesium, silicon, and oxygen. As a powder, it absorbs moisture well and helps cut down on friction, making it useful for keeping skin dry and helping to prevent rashes. It is widely used in cosmetic products such as baby powder and adult body and facial powders, as well as in a number of other consumer products.**





## **After Shave Lotion Liquid**

**Aftershave is a liquid product applied to skin after shaving. It contains an antiseptic agent such as denatured alcohol, stearate citrate or witch hazel to prevent infection of cuts etc. An aftershave lotion has a watery consistency, which is good for men with an oily skin type.**



## Shaving Cream Gel

**Shaving gel softens the hair on your face for easier removal and may also have a moisturizing effect. Many shaving gels are gentler on the skin than regular soaps.**



## **Hand Wash Gel**

**Hand washing, also spelled hand washing and known as hand hygiene, is the act of cleaning one's hands for the purpose of removing soil, dirt, and microorganisms.**



## **Market Outlook**

**The Indian cosmetic Industry has witnessed rapid growth over the last couple of decades. In that time the range of cosmetic and beauty products in India has widened tremendously.**

**India women's cosmetic market is an emerging market with high growth potential. Continuous product improvements and introduction of new products, coupled with increasing awareness of cosmetic products among the female population, are expected to surge the demand for women's cosmetics in the country over the forecast period.**

**India's cosmetic market was growing with a CAGR of 17.06% over a period of five years.**


**The Size of Indian Cosmetics Industry Globally is \$274 billion, while that of the Indian Cosmetics industry is \$ 4.6 billion. The current size of the Cosmetics Industry is approx. US\$600 million. Industry Sources estimate a rapid growth rate of 20% per annum across different segments of the Cosmetics industry with an increasing demand of all types of beauty & personal care products.**

**The Indian economy boasts of a GDP rate of 7.50%. This environment makes spending on and growth of cosmetics products easier. A rising urban population and the inclination to look presentable manifesting through the demand for whitening products by both men and women is driving growth in this market.**

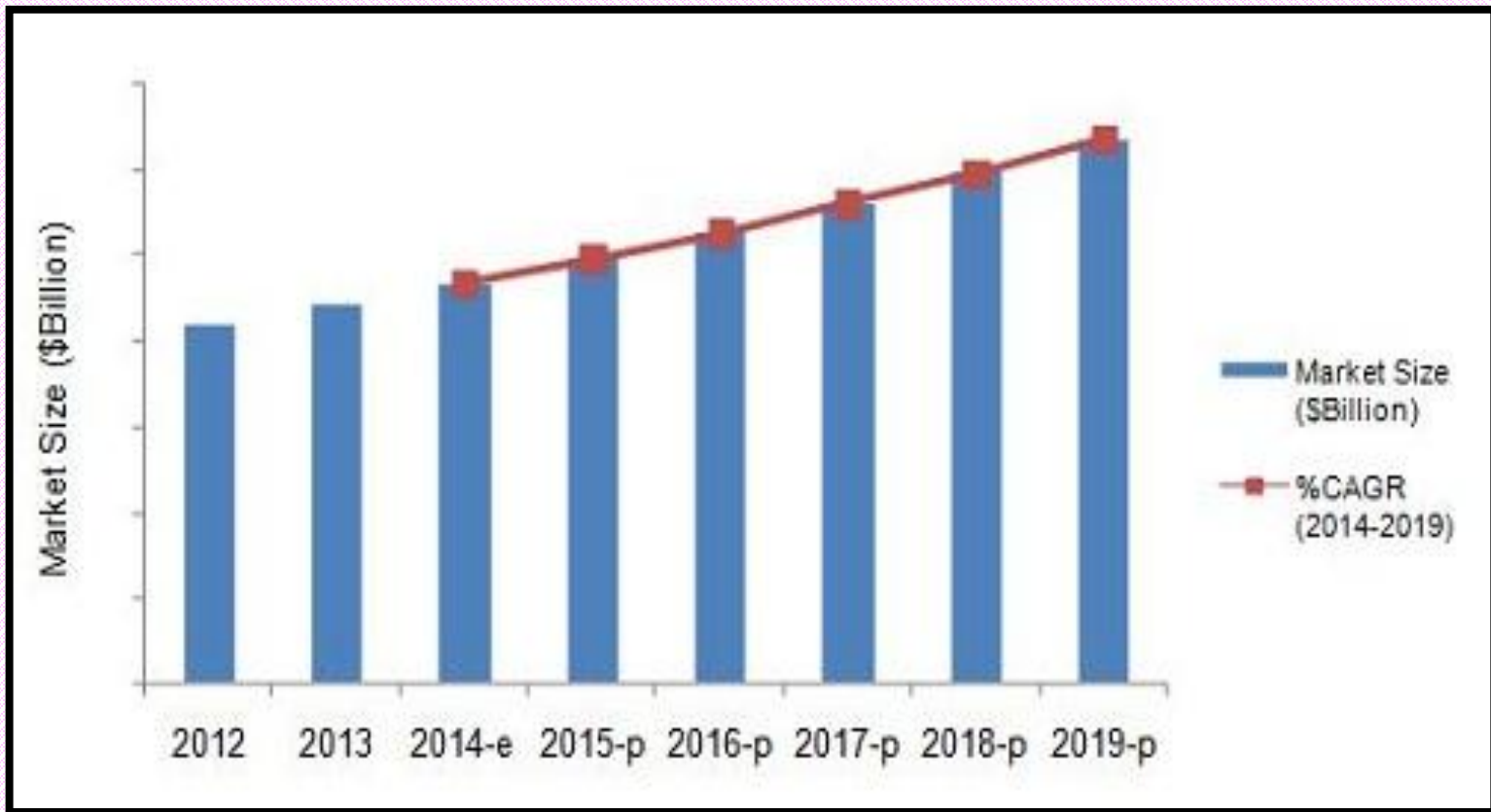
**The country's women's cosmetics market is projected to register a CAGR of over 16% during 2015-20. Growth in the market is anticipated on account of increasing per capita income, rising urban middle-class population and the growing desire among women to look alluring.**



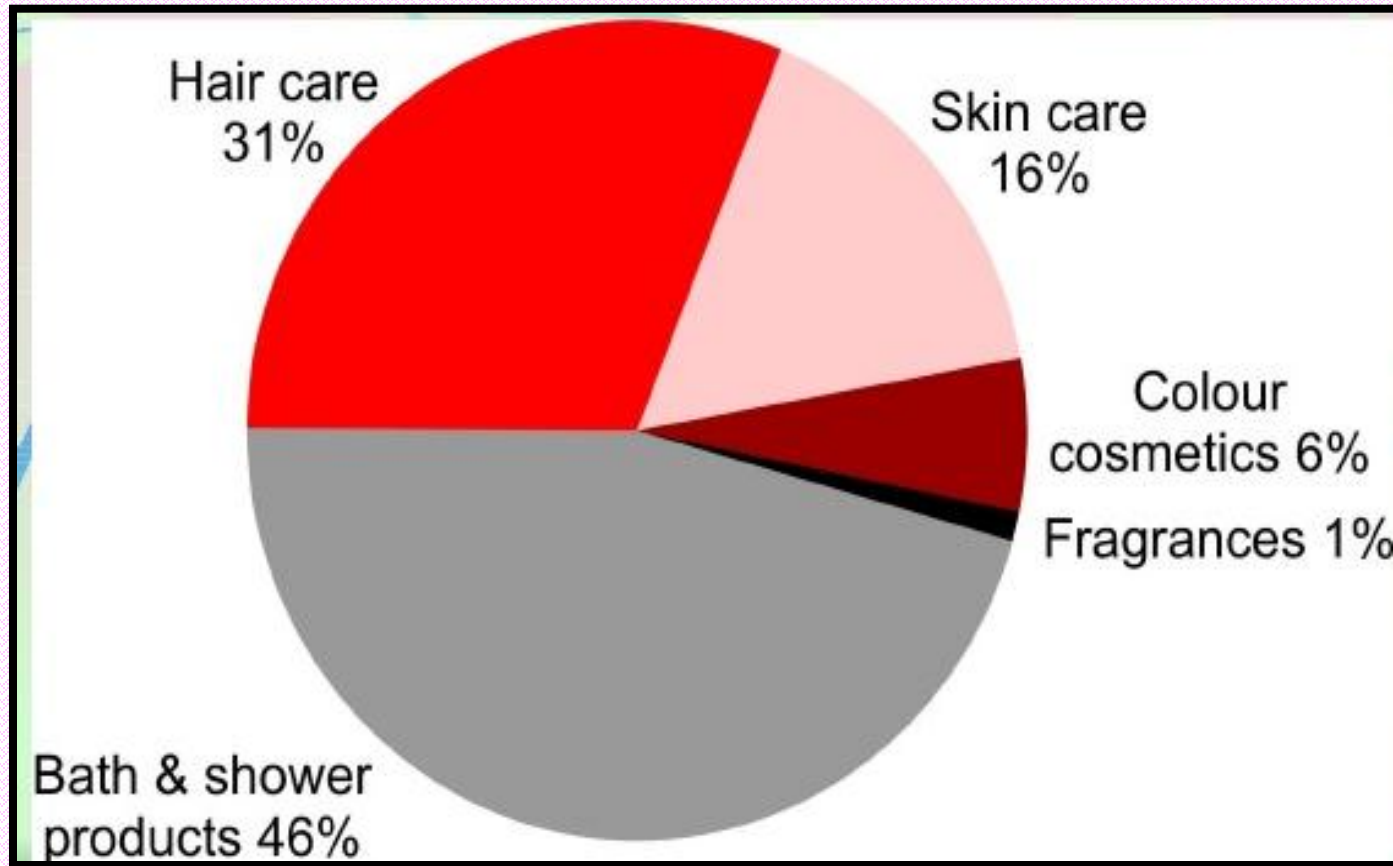
# Top Factors Impacting Global Cosmetics Market



# Cosmetic Products Market Size, by Geography, **2012-2019 (\$Billion)**



# Indian Market for Personal Care Products



## Few Indian Major Players are as under

- **Ajanta India Ltd.**
- **Cholayil Pvt. Ltd.**
- **Givaudan (India) Pvt. Ltd.**
- **Hertz Chemicals Pvt. Ltd.**

# Project at a Glance

PROJECT AT A GLANCE								( in lacs)
COST OF PROJECT				MEANS OF FINANCE				
Particulars	Existing	Proposed	Total	Particulars	Existing	Proposed	Total	
Land & Site Development Exp.	0.00	5.00	5.00	Capital	0.00	49.48	49.48	
Buildings	0.00	58.20	58.20	Share Premium	0.00	0.00	0.00	
Plant & Machineries	0.00	50.50	50.50	Other Type Share Capital	0.00	0.00	0.00	
Motor Vehicles	0.00	6.00	6.00	Reserves & Surplus	0.00	0.00	0.00	
Office Automation Equipments	0.00	27.50	27.50	Cash Subsidy	0.00	0.00	0.00	
Technical Knowhow Fees & Exp.	0.00	10.00	10.00	Internal Cash Accruals	0.00	0.00	0.00	
Franchise & Other Deposits	0.00	0.00	0.00	Long/Medium Term Borrowings	0.00	148.43	148.43	
Preliminary & Pre-operative Exp	0.00	2.00	2.00	Debentures / Bonds	0.00	0.00	0.00	
Provision for Contingencies	0.00	5.00	5.00	Unsecured Loans/Deposits	0.00	0.00	0.00	
Margin Money - Working Capital	0.00	33.71	33.71					
<b>TOTAL</b>	<b>0.00</b>	<b>197.91</b>	<b>197.91</b>	<b>TOTAL</b>	<b>0.00</b>	<b>197.91</b>	<b>197.91</b>	



# Project at a Glance

Year	Annualised		Book Value	Debt	Dividend	Retained Earnings		Payout	Probable Market Price	P/E Ratio	Yield Price/Book Value
	EPS	CEPS	Per Share		Per Share	Per Share				No.of Times	
	`	`	`	`	`	%	`	%	`		%
1-2	3.59	7.41	13.59	24.00	0.00	100.00	3.59	0.00	3.59	1.00	0.00
2-3	7.51	10.88	21.10	18.00	0.00	100.00	7.51	0.00	7.51	1.00	0.00
3-4	11.19	14.16	32.28	12.00	0.00	100.00	11.19	0.00	11.19	1.00	0.00
4-5	14.54	17.17	46.82	6.00	0.00	100.00	14.54	0.00	14.54	1.00	0.00
5-6	17.52	19.85	64.34	0.00	0.00	100.00	17.52	0.00	17.52	1.00	0.00



# Project at a Glance

Year	D. S. C. R.			Debt / - Deposits Debt	Equity as- Equity	Total Net Worth	Retur n on Net Worth	Profitability Ratio					Assets Turnov er Ratio	Curre nt Ratio
	Individ ual	Cumulat ive	Overa ll					GPM	PBT	PAT	Net Contri bution	P/V Ratio		
	(Number of times)			(Number of times)		%	%	%	%	%		%		
Initial				3.00	3.00									
1-2	1.15	1.15		1.77	1.77	3.34		13.40 %	3.30%	2.38%	354.8 8	47.51 %	2.64	1.08
2-3	1.57	1.35		0.85	0.85	2.02		15.53 %	6.50%	4.26%	383.4 0	43.99 %	2.83	1.23
3-4	2.03	1.56	2.00	0.37	0.37	1.24		16.90 %	8.68%	5.56%	437.4 4	43.92 %	2.84	1.45
4-5	2.56	1.78		0.13	0.13	0.80		17.76 %	10.11%	6.42%	491.4 8	43.86 %	2.73	1.71
5-6	3.15	2.00		0.00	0.00	0.54		18.25 %	11.00%	6.96%	545.5 2	43.82 %	2.56	2.33



# Project at a Glance

## BEP

BEP - Maximum Utilisation Year	5
Cash BEP (% of Installed Capacity)	71.84%
Total BEP (% of Installed Capacity)	73.95%
IRR, PAYBACK and FACR	
Internal Rate of Return .. ( In %age )	26.90%
Payback Period of the Project is ( In Years )	2 Years 4 Months
Fixed Assets Coverage Ratio ( No. of times )	13.890





# Major Queries/Questions Answered in the Report?

- 1. What is Cosmetics Manufacturing industry ?**
- 2. How has the Cosmetics Manufacturing industry performed so far and how will it perform in the coming years ?**
- 3. What is the Project Feasibility of Cosmetics Manufacturing Plant ?**
- 4. What are the requirements of Working Capital for setting up Cosmetics Manufacturing plant ?**

- 5. What is the structure of the Cosmetics Manufacturing Business and who are the key/major players ?**
- 6. What is the total project cost for setting up Cosmetics Manufacturing plant ?**
- 7. What are the operating costs for setting up Cosmetics Manufacturing plant ?**
- 8. What are the machinery and equipment requirements for setting up Cosmetics Manufacturing plant ?**

- 9. Who are the Suppliers and Manufacturers of Plant & Machinery for setting up Cosmetics Manufacturing plant ?**
- 10. What are the requirements of raw material for setting up Cosmetics Manufacturing plant ?**
- 11. Who are the Suppliers and Manufacturers of Raw materials for setting up Cosmetics Manufacturing plant ?**
- 12. What is the Manufacturing Process and Formulations of Cosmetics?**

- 13. What is the total size of land required for setting up Cosmetics Manufacturing plant ?**
- 14. What will be the income and expenditures for Cosmetics Manufacturing plant ?**
- 15. What are the Projected Balance Sheets of Cosmetics Manufacturing plant ?**
- 16. What are the requirement of utilities and overheads for setting up Cosmetics Manufacturing plant?**
- 17. What is the Built up Area Requirement and cost for setting up Cosmetics Manufacturing Business?**

**18. What are the Personnel (Manpower) Requirements for setting up Cosmetics Manufacturing Business?**

**19. What are Statistics of Import & Export for Cosmetics ?**

**20. What is the time required to break-even of Cosmetics Manufacturing Plant?**

**21. What is the Break-Even Analysis of Cosmetics Manufacturing plant?**

**22. What are the Project financials of Cosmetics Manufacturing plant?**

- 23. What are the Profitability Ratios of Cosmetics Manufacturing plant?**
- 24. What is the Sensitivity Analysis-Price/Volume of Cosmetics Manufacturing plant?**
- 25. What are the Projected Pay-Back Period and IRR of Cosmetics Manufacturing plant?**
- 26. What is the Process Flow Sheet Diagram of Cosmetics Manufacturing project?**

- 27. What are the Market Opportunities for setting up Cosmetics Manufacturing plant?**
- 28. What is the Market Study and Assessment for setting up Cosmetics Manufacturing plant?**
- 29. What is the Plant Layout for setting up a Cosmetics Manufacturing Business?**

# Table of Contents of the Project Report





# 1. PROJECT LOCATION

- 1.1. DISTRICT: PROFILE & GEOTECHNICAL SITE CHARACTERIZATION
  - 1.1.1. General
  - 1.1.2. Physical Characteristics
  - 1.1.3. Climate & Rainfall
  - 1.1.4. Map
  - 1.1.5. Transportation and Communications
  - 1.1.6. Economy & Industry

# 2. PERFUME GEL

- 2.1. INTRODUCTION
- 2.2. BENEFITS
- 2.3. ADVANTAGES
- 2.4. FRAGRANCE NOTES
- 2.5. MANUFACTURING PROCESS
- 2.6. FORMULATION
- 2.7. PROCESS FLOW DIAGRAM

## **3. NAIL POLISH REMOVER LIQUID**

- 3.1. INTRODUCTION
- 3.2. BENEFITS
- 3.3. FORMULATION
- 3.4. MANUFACTURING PROCESS
- 3.5. PROCESS FLOW DIAGRAM

## **4. HAIR GEL**

- 4.1. INTRODUCTION
- 4.2. BENEFITS OF HAIR GEL
- 4.3. FORMULATION
- 4.4. MANUFACTURING PROCESS OF HAIR GEL
- 4.5. PROCESS FLOW DIAGRAM OF HAIR GEL

## **5. FACE WASH GEL**

- 5.1. INTRODUCTION



- 5.2. BENEFITS
- 5.3. FORMULATION
- 5.4. MANUFACTURING PROCESS
- 5.5. PROCESS FLOW DIAGRAM

## **6. FACE CREAM**

- 6.1. INTRODUCTION
- 6.2. BENEFITS
- 6.3. FORMULATION
- 6.4. MANUFACTURING PROCESS
- 6.5. PROCESS FLOW DIAGRAM

## **7. TALCUM POWDER**

- 7.1. BENEFITS
- 7.2. FORMULATION
- 7.3. MANUFACTURING PROCESS
- 7.4. PROCESS FLOW DIAGRAM

## **8. AFTER SHAVE LOTION LIQUID**

- 8.1. INTRODUCTION
- 8.2. LOTION
- 8.3. BENEFITS
- 8.4. PRODUCT DETAIL
- 8.5. COMPOSITIONS
- 8.6. MANUFACTURING PROCESS
- 8.7. PROCESS FLOW DIAGRAM

## **9. SHAVING CREAM GEL**

- 9.1. INTRODUCTION
- 9.2. BENEFITS
- 9.3. MANUFACTURING PROCESS
- 9.4. PROCESS FLOW DIAGRAM

## 10. HAND WASH GEL

- 10.1. INTRODUCTION
- 10.2. BENEFITS
- 10.3. FORMULATION
- 10.4. MANUFACTURING PROCESS
- 10.5. PROCESS FLOW DIAGRAM

## 11. B.I.S. SPECIFICATIONS

- 11.1. IS 9255 (1995): AFTER-SHAVE LOTION [PCD 19: COSMETICS]
- 11.2. IS 4199 (2001): TOILET SOAP, LIQUID [CHD 25: SOAPS AND OTHER SURFACE ACTIVE AGENTS]
- 11.3. IS 3349 (1989): PERFUMERY MATERIALS - RESINOID BENZOIN, PURE [PCD 18: NATURAL AND SYNTHETIC FRAGRANCE MATERIALS]
- 11.4. IS 6699 (1989): PERFUMERY MATERIALS - OIL OF CINNAMON LEAF [PCD 18: NATURAL AND SYNTHETIC FRAGRANCE MATERIALS]

- 11.5. IS 3959 (2004): SKIN POWDERS [PCD 19: COSMETICS]
- 11.6. IS 5339 (2004): SKIN POWDER FOR INFANTS [PCD 19: COSMETICS]
- 11.7. IS 9740 (1981): SHAVING CREAMS [PCD 19: COSMETICS]
- 11.8. IS 6608 (2004): SKIN CREAMS [PCD 19: COSMETICS]

## **12. MARKET SURVEY**

- 12.1. INDIA'S COSMETICS INDUSTRY MAY TREBLE BY 2020
- 12.2. INDIAN COSMETIC MARKET OUTLOOK 2018
- 12.3. INDIA'S COSMETICS INDUSTRY MAY TREBLE BY 2020
- 12.4. LATEST COMMENT
- 12.5. INDIA'S GROWING COSMETICS MARKET

## **13. EXPORT & IMPORT: ALL COUNTRIES**

- 13.1. EXPORT: ALL COUNTRIES FOR PERFUME GEL
- 13.2. IMPORT: ALL COUNTRIES FOR PERFUME GEL
- 13.3. EXPORT: ALL COUNTRIES FOR NAIL POLISH REMOVER & HAIR WAX
- 13.4. IMPORT: ALL COUNTRIES FOR NAIL POLISH REMOVER & HAIR WAX

- 13.5. EXPORT: ALL COUNTRIES FOR AFTER SHAVE LOTION
- 13.6. IMPORT: ALL COUNTRIES FOR AFTER SHAVE LOTION
- 13.7. EXPORT: ALL COUNTRIES FOR FACE CREAM
- 13.8. IMPORT: ALL COUNTRIES FOR FACE CREAM
- 13.9. EXPORT: ALL COUNTRIES FOR SHAVING CREAM
- 13.10. IMPORT: ALL COUNTRIES FOR SHAVING CREAM
- 13.11. EXPORT: ALL COUNTRIES FOR TELCUM POWDER
- 13.12. IMPORT: ALL COUNTRIES FOR TELCUM POWDER
- 13.13. EXPORT: ALL COUNTRIES FOR HAND WASH GEL
- 13.14. IMPORT: ALL COUNTRIES FOR HAND WASH GEL

## **14. FINANCIALS & COMPARISON OF MAJOR INDIAN PLAYERS/COMPANIES**

- 14.1. ABOUT FINANCIAL STATEMENTS OF CMIE DATABASE
- 14.2. PROFITS & APPROPRIATIONS
- 14.3. TOTAL LIABILITIES
- 14.4. TOTAL ASSETS
- 14.5. NET CASH FLOW FROM OPERATING ACTIVITIES



- 14.6. SECTION – I
- 14.6.1. Name of Company with Contact Details
- 14.6.2. Name of Director(S)
- 14.6.3. Plant Capacity
- 14.6.4. Location of Plant
- 14.6.5. Name of Raw Material(S) Consumed With Quantity & Cost
- 14.7. SECTION – II
- 14.7.1. Assets
- 14.7.2. Cash Flow
- 14.7.3. Cost as % Ge of Sales
- 14.7.4. Forex Transaction
- 14.7.5. Growth in Assets & Liabilities
- 14.7.6. Growth in Income & Expenditure
- 14.7.7. Income & Expenditure
- 14.7.8. Liabilities
- 14.7.9. Liquidity Ratios
- 14.7.10. Profitability Ratio
- 14.7.11. Profits
- 14.7.12. Return Ratios
- 14.7.13. Structure of Assets & Liabilities (%)
- 14.7.14. Working Capital & Turnover Ratios



## 15. EXPORT & IMPORT STATISTICS DATA OF INDIA

- 15.1. EXPORT STATISTICS DATA FOR PERFUME GEL
- 15.2. IMPORT STATISTICS DATA FOR PERFUME GEL
- 15.3. EXPORT STATISTICS DATA FOR NAIL POLISH REMOVER
- 15.4. IMPORT STATISTICS DATA FOR NAIL POLISH REMOVER
- 15.5. IMPORT STATISTICS DATA FOR HAIR WAX GEL
- 15.6. EXPORT STATISTICS DATA FOR FACE WASH GEL
- 15.7. IMPORT STATISTICS DATA FOR FACE WASH GEL
- 15.8. IMPORT STATISTICS DATA FOR FACE CREAM
- 15.9. IMPORT STATISTICS DATA FOR FACE CREAM
- 15.10. EXPORT STATISTICS DATA FOR TELCUM POWDER
- 15.11. IMPORT STATISTICS DATA FOR TELCUM POWDER
- 15.12. EXPORT STATISTICS DATA FOR AFTER SHAVE LOTION
- 15.13. IMPORT STATISTICS DATA FOR AFTER SHAVE LOTION
- 15.14. EXPORT STATISTICS DATA FOR HAND WASH GEL
- 15.15. IMPORT STATISTICS DATA FOR HAND WASH GEL

## **16. PRESENT MANUFACTURERS**

## **17. BUYER'S LIST**

- 17.1. CONTACT DETAILS OF BUYER'S
- 17.2. NAME OF DIRECTOR(S)
- 17.3. PLANT CAPACITY
- 17.4. LOCATION OF PLANT
- 17.5. COMPANY WISE CONSUMPTION DETAIL OF THE RAW MATERIALS

## **18. SUPPLIERS OF PLANT & MACHINERY**

## **19. SUPPLIERS OF RAW MATERIAL**

## **20. PHOTOGRAPHS/IMAGES FOR REFERENCE**

- 20.1. PRODUCT PHOTOGRAPHS
- 20.2. RAW MATERIAL PHOTOGRAPHS
- 20.3. MACHINERY PHOTOGRAPHS

# Project Financials

• <b>Project at a Glance</b>	<b>Annexure</b>
• Assumptions for Profitability workings .....	1
• Plant Economics.....	2
• Production Schedule.....	3
• Land & Building.....	4
Factory Land & Building	
Site Development Expenses	

- **Plant & Machinery.....5**
  - Indigenous Machineries**
  - Other Machineries (Miscellaneous, Laboratory etc.)**
  
- **Other Fixed Assets.....6**
  - Furniture & Fixtures**
  - Pre-operative and Preliminary Expenses**
  - Technical Knowhow**
  - Provision of Contingencies**
  
- **Working Capital Requirement Per Month.....7**
  - Raw Material**
  - Packing Material**
  - Lab & ETP Chemical Cost**
  - Consumable Store**

- **Overheads Required Per Month and Per Annum.....8**  
  - Utilities & Overheads (Power, Water and Fuel Expenses etc.)**
  - Royalty and Other Charges**
  - Selling and Distribution Expenses**
  
- **Salary and Wages .....9**
  
- **Turnover Per Annum .....10**
  
- **Share Capital.....11**  
  - Equity Capital**
  - Preference Share Capital**

- **Annexure 1 :: Cost of Project and Means of Finance**
- **Annexure 2 :: Profitability and Net Cash Accruals**
  - **Revenue/Income/Realisation**
  - **Expenses/Cost of Products/Services/Items**
  - **Gross Profit**
  - **Financial Charges**
  - **Total Cost of Sales**
  - **Net Profit After Taxes**
  - **Net Cash Accruals**

- **Annexure 3 :: Assessment of Working Capital requirements**
  - **Current Assets**
  - **Gross Working Capital**
  - **Current Liabilities**
  - **Net Working Capital**
  - **Working Note for Calculation of Work-in-process**
  
- **Annexure 4 :: Sources and Disposition of Funds**

- **Annexure 5 :: Projected Balance Sheets**

- **ROI (Average of Fixed Assets)**
- **RONW (Average of Share Capital)**
- **ROI (Average of Total Assets)**

- **Annexure 6 :: Profitability Ratios**

- **D.S.C.R**
- **Earnings Per Share (EPS)**
- **Debt Equity Ratio**



- **Annexure 7 :: Break-Even Analysis**

- **Variable Cost & Expenses**
- **Semi-Variable/Semi-Fixed Expenses**
- **Profit Volume Ratio (PVR)**
- **Fixed Expenses / Cost**
- **B.E.P**

- **Annexure 8 to 11 :: Sensitivity Analysis-Price/Volume**

- **Resultant N.P.B.T**
- **Resultant D.S.C.R**
- **Resultant PV Ratio**
- **Resultant DER**
- **Resultant ROI**
- **Resultant BEP**

- **Annexure 12 :: Shareholding Pattern and Stake Status**

- **Equity Capital**
- **Preference Share Capital**

- **Annexure 13 :: Quantitative Details-Output/Sales/Stocks**

- **Determined Capacity P.A of Products/Services**
- **Achievable Efficiency/Yield % of Products/Services/Items**
- **Net Usable Load/Capacity of Products/Services/Items**
- **Expected Sales/ Revenue/ Income of Products/ Services/ Items**

- **Annexure 14** :: **Product wise Domestic Sales Realisation**
- **Annexure 15** :: **Total Raw Material Cost**
- **Annexure 16** :: **Raw Material Cost per unit**
- **Annexure 17** :: **Total Lab & ETP Chemical Cost**
- **Annexure 18** :: **Consumables, Store etc.**
- **Annexure 19** :: **Packing Material Cost**
- **Annexure 20** :: **Packing Material Cost Per Unit**

- **Annexure 21** :: **Employees Expenses**
- **Annexure 22** :: **Fuel Expenses**
- **Annexure 23** :: **Power/Electricity Expenses**
- **Annexure 24** :: **Royalty & Other Charges**
- **Annexure 25** :: **Repairs & Maintenance**

## **Expenses**

- **Annexure 26** :: **Other Manufacturing Expenses**
- **Annexure 27** :: **Administration Expenses**
- **Annexure 28** :: **Selling Expenses**

- **Annexure 29 :: Depreciation Charges – as per Books (Total)**
- **Annexure 30 :: Depreciation Charges – as per Books (P & M)**
- **Annexure 31 :: Depreciation Charges - as per IT Act WDV (Total)**
- **Annexure 32 :: Depreciation Charges - as per IT Act WDV (P & M)**
- **Annexure 33 :: Interest and Repayment - Term Loans**
- **Annexure 34 :: Tax on Profits**
- **Annexure 35 :: Projected Pay-Back Period and IRR**

# Reasons for Buying our Report:

- **This report helps you to identify a profitable project for investing or diversifying into by throwing light to crucial areas like industry size, market potential of the product and reasons for investing in the product**
- **This report provides vital information on the product like it's characteristics and segmentation**
- **This report helps you market and place the product correctly by identifying the target customer group of the product**

- **This report helps you understand the viability of the project by disclosing details like machinery required, project costs and snapshot of other project financials**
- **The report provides a glimpse of government regulations applicable on the industry**
- **The report provides forecasts of key parameters which helps to anticipate the industry performance and make sound business decisions**



# Our Approach:

- **Our research reports broadly cover Indian markets, present analysis, outlook and forecast for a period of five years.**
- **The market forecasts are developed on the basis of secondary research and are cross-validated through interactions with the industry players**
- **We use reliable sources of information and databases. And information from such sources is processed by us and included in the report**

## **Scope of the Report**

**The report titled “Market Survey cum Detailed Techno Economic Feasibility Report on Cosmetics industry ” provides an insight into the Cosmetics market in India with focus on uses and applications, Manufacturing Process, Process Flow Sheets, Plant Layout and Project Financials of Cosmetics industry project. The report assesses the market sizing and growth of the Indian Cosmetics Industry. While expanding a current business or while venturing into new business, entrepreneurs are often faced with the dilemma of zeroing in on a suitable product/line. And before diversifying/venturing into any product, they wish to study the following aspects of the identified product:**

- **Good Present/Future Demand**
- **Export-Import Market Potential**
- **Raw Material & Manpower Availability**
- **Project Costs and Payback Period**

**We at NPCCS, through our reliable expertise in the project consultancy and market research field, have demystified the situation by putting forward the emerging business opportunity in the Cosmetics Manufacturing sector in India along with its business prospects. Through this report we have identified Cosmetics Manufacturing project as a lucrative investment avenue.**

Cosmetics Manufacturing, Starting Cosmetics Company, How to Start Cosmetic Business, How to Start Your Own Cosmetics Business, How to Start Cosmetics Industry, Cosmetics Industry, How to Start Your Own Cosmetics Business, Starting Beauty Business, Production of Cosmetic Creams and Lotions, Production of Cosmetic Creams and Lotions, Manufacturing Process of Cosmetics, Cosmetic Cream Making, Manufacture of Cosmetic Creams, Beauty Product Manufacturing, Cosmetic & Beauty Products Manufacturing, How are Cosmetics Made, Personal Care Manufacturing, Process of Making Cosmetics, Personal Care Processing, How Shaving Cream is Made, Perfume Gel Composition, How to Make Perfume Gel, Perfume Gel Formulation, Perfume Compositions, How Perfume is Made, How to Make Perfume, Perfume Manufacturing, Fragrance Manufacturing, How Perfume is Made in Factory, Perfume Manufacturing Business, Perfume Production, How Is Nail Polish Remover Made?, Production of Nail Polish Remover, Preparation of Nail Polish Remover, Industrial Preparation of Nail Polish Remover, How to Produce Hair Styling Gel Production, Hair Gel Manufacturing,

How to Make Hair Gel, Ways to Make Hair Gel, Production of Hair Gel, Making Your Own Hair Gel, Formulation of Face Wash Gel, How to Formulate Face Wash, Face Wash Production, Face Cream Production, Making Creams & Lotions, Formulation and Production of Face Cream, How to Make Your Own Cream for Skin, Skin Cream Formulator Business Plan, How to Start Face Cream Business, Face Wash Manufacturing Company, Talcum Powder Production, Talcum Powder Manufacturing Process, Talcum Powder Making, Talcum Production Process, How to Make Talcum Powder, Talcum Powder Manufacturing Process, Process of Making Talcum Powder, Production of Talcum Powder, Production Stages of Baby Talcum Powder Production, Aftershave Solution Production, Formula for Making After Shave Lotion, How to Make Aftershave, How to Make Aftershave Lotion, How To Produce After Shave, How Shaving Cream is Made, How to Start Shaving Cream Manufacturing Business, Shaving Cream Making, Foaming Shaving Gel Composition, Shaving Cream Manufacture, Shaving Cream Formulation, How to Make Natural Shaving Cream, How to Make Hand Wash and Start Making Money, Manufacturing Process Liquid Hand Wash, Hand Wash Production Plant, Hand Wash Manufacture, Liquid Hand Wash Manufacturing Plant, Liquid Hand Wash Manufacturing Process

, How to Make Hand Wash Gel, Cosmetics Manufacturing project ideas, Projects on Small Scale Industries, Small scale industries projects ideas, Cosmetics Manufacturing Based Small Scale Industries Projects, Project profile on small scale industries, How to Start Cosmetics Manufacturing Industry in India, New project profile on Cosmetics Manufacturing industries, Project Report on Hair Gel Manufacturing Industry, Detailed Project Report on Talcum Powder Manufacturing, Project Report on Shaving Cream Formulation, Pre-Investment Feasibility Study on Aftershave Solution Production, Techno-Economic feasibility study on Hair Gel Manufacturing, Feasibility report on Shaving Cream Formulation, Free Project Profile on Talcum Powder Manufacturing, Project profile on Cosmetics Manufacturing, Download free project profile on Aftershave Solution Production, Industrial Project Report, Business Plan for Startup Business, Great Opportunity for Startup, Small Start-Up Business Project, Project Report for Bank Loan, Project Report for Bank Finance, Project Report Format for Bank Loan in Excel, Excel Format of Project Report and CMA Data, Project Report Bank Loan Excel, Detailed Project Plan Report



**Niir Project Consultancy Services (NPCS)  
can provide Detailed Project Report on  
How to Start Personal Care Products  
Manufacturing Industry.**

**Cosmetics Manufacturing Unit**

*(Perfume Gel, Nail Polish Remover Liquid, Hair Gel, Face Wash Gel, Face Cream, Talcum Powder, After Shave Lotion Liquid, Shaving Cream Gel and Hand Wash Gel)*

**See more**

<https://goo.gl/SJUXNg>

<https://goo.gl/r3ngv3>

<https://goo.gl/pguBGm>

<https://goo.gl/3kSKpi>

<https://goo.gl/BfLWg7>

<https://goo.gl/gFzpgr>

<https://goo.gl/K86cU1>

<https://goo.gl/9QcDP7>



*Visit us at*

[www.entrepreneurindia.co](http://www.entrepreneurindia.co)



[www.entrepreneurindia.co](http://www.entrepreneurindia.co)



**Take a look at  
Niir Project Consultancy Services  
on #Street View**

<https://goo.gl/VstWkd>

*Locate us on  
Google Maps*

<https://goo.gl/maps/BKkUtq9gevT2>

## OUR CLIENTS

Our inexhaustible Client list includes public-sector companies, Corporate Houses, Government undertaking, individual entrepreneurs, NRI, Foreign investors, non-profit organizations and educational institutions from all parts of the World. The list is just a glimpse of our esteemed & satisfied Clients.

**Click here to take a look**

**<https://goo.gl/G3ICjV>**



# Free Instant Online Project Identification & Selection Search Facility

Selection process starts with the generation of a product idea. In order to select the most promising project, the entrepreneur needs to generate a few ideas about the possible projects.

Here's we offer a best and easiest way for every entrepreneur to searching criteria of projects on our website [www.entrepreneurindia.co](http://www.entrepreneurindia.co) that is "Instant Online Project Identification and Selection"

**NPCS Team has simplified the process for you by providing a "Free Instant Online Project Identification & Selection" search facility to identify projects based on multiple search parameters related to project costs namely: Plant & Machinery Cost, Total Capital Investment, Cost of the project, Rate of Return% (ROR) and Break Even Point % (BEP). You can sort the projects on the basis of mentioned pointers and identify a suitable project matching your investment requisites.**

**Click here to go**

**<http://www.entrepreneurindia.co/project-identification>**

# Contact us

## **NIIR PROJECT CONSULTANCY SERVICES**

106-E, Kamla Nagar, Opp. Spark Mall,

New Delhi-110007, India.

Email: [npcs.ei@gmail.com](mailto:npcs.ei@gmail.com) , [info@entrepreneurindia.co](mailto:info@entrepreneurindia.co)

Tel: +91-11-23843955, 23845654, 23845886, 8800733955

Mobile: +91-9811043595

Fax: +91-11-23845886

Website : [www.entrepreneurindia.co](http://www.entrepreneurindia.co) , [www.niir.org](http://www.niir.org)

Take a look at NIIR PROJECT CONSULTANCY SERVICES on #StreetView

<https://goo.gl/VstWkd>



# **Niir PROJECT CONSULTANCY SERVICES**

**An ISO 9001:2015 Company**



# Who are we?

- *One of the leading reliable names in industrial world for providing the most comprehensive technical consulting services*
- *We adopt a systematic approach to provide the strong fundamental support needed for the effective delivery of services to our Clients' in India & abroad*



*We at NPCS want to grow with you by providing solutions scale to suit your new operations and help you reduce risk and give a high return on application investments. We have successfully achieved top-notch quality standards with a high level of customer appreciation resulting in long lasting relation and large amount of referral work through technological breakthrough and innovative concepts. A large number of our Indian, Overseas and NRI Clients have appreciated our expertise for excellence which speaks volumes about our commitment and dedication to every client's success.*





*We bring deep, functional expertise, but are known for our holistic perspective: we capture value across boundaries and between the silos of any organization. We have proven a multiplier effect from optimizing the sum of the parts, not just the individual pieces. We actively encourage a culture of innovation, which facilitates the development of new technologies and ensures a high quality product.*



## What do we offer?

- *Project Identification*
- *Detailed Project Reports/Pre-feasibility Reports*
- *Market Research Reports*
- *Business Plan*
- *Technology Books and Directory*
- *Industry Trend*
- *Databases on CD-ROM*
- *Laboratory Testing Services*
- *Turnkey Project Consultancy/Solutions*
- *Entrepreneur India (An Industrial Monthly Journal)*

## How are we different ?

- *We have two decades long experience in project consultancy and market research field*
- *We empower our customers with the prerequisite know-how to take sound business decisions*
- *We help catalyze business growth by providing distinctive and profound market analysis*
- *We serve a wide array of customers , from individual entrepreneurs to Corporations and Foreign Investors*
- *We use authentic & reliable sources to ensure business precision*



# Our Approach

**Requirement collection**

**Thorough analysis of the project**

**Economic feasibility study of the Project**

**Market potential survey/research**

**Report Compilation**



# Contact us

## NIIR PROJECT CONSULTANCY SERVICES

106-E, Kamla Nagar, Opp. Spark Mall,  
New Delhi-110007, India.

Email: [npcs.ei@gmail.com](mailto:npcs.ei@gmail.com) , [info@entrepreneurindia.co](mailto:info@entrepreneurindia.co)

Tel: +91-11-23843955, 23845654, 23845886, 8800733955

Mobile: +91-9811043595

Fax: +91-11-23845886

Website : [www.entrepreneurindia.co](http://www.entrepreneurindia.co) , [www.niir.org](http://www.niir.org)

Take a look at NIIR PROJECT CONSULTANCY SERVICES on #StreetView

<https://goo.gl/VstWkd>



# Follow us



➤ <https://www.linkedin.com/company/niir-project-consultancy-services>



➤ <https://www.facebook.com/NIIR.ORG>



➤ <https://www.youtube.com/user/NIIRproject>



➤ <https://plus.google.com/+EntrepreneurIndiaNewDelhi>



➤ [https://twitter.com/npcs\\_in](https://twitter.com/npcs_in)



➤ <https://www.pinterest.com/npcsindia/>





**For more information, visit us at:**

**[www.niir.org](http://www.niir.org)**

**[www.entrepreneurindia.co](http://www.entrepreneurindia.co)**



**[www.entrepreneurindia.co](http://www.entrepreneurindia.co)**