


How to Start HDPE Pipes Manufacturing Industry.

**Profitable Business Idea for High-
Density Polyethylene Pipe
Production.**





Introduction

High-density polyethylene pipe is strong, durable, flexible and lightweight. When fused together, HDPE offers a zero leak rate due to the seamless nature of the pipe system. HDPE pipe offers a more environmentally sustainable footprint because it is non-toxic, corrosion and chemical resistant, has a long lifespan, and is suitable for trenchless installation methods. HDPE ducts or HDPE pipes are specially manufactured electrical conduits made from graded raw materials like PE 63, PE 80 and PE 100.

Advantages of HDPE Pipes

HDPE pipe is an excellent choice for the production of superior physical and chemical properties of the pipe and pipe applications. HDPE pipe with a 60 year history of being used with success so far that day and every day steel, concrete and buried in history as alternatives to PVC Pipe. HDPE Pipe can be melted at high temperatures with a very high chemical and crack propagation resistance of HDPE (High Density Polyethylene - High Density Polyethylene) is produced with raw materials. High density polyethylene raw material PE80 Natural Gas Pipes are produced.

Handling – HDPE pipe is much easier to handle and install compared to other pipe materials, allowing for significant cost advantages and ROI. Because high-density polyethylene is about one-eighth the density of steel, it does not require the use of heavy lifting equipment during installation. HDPE's flexibility allows for bending without the need for additional fittings and can be installed over uneven terrain easily in continuous lengths.

Reduced installation costs – HDPE is especially well suited for trenchless applications due to its seamless capabilities and flexible characteristics which allow for a bending radius of 20 to 25 times outside diameter of pipe. HDPE is commonly used in directional boring, plowing, river crossings, pipe bursting and sliplining. High-density polyethylene pipe systems require fewer fittings and can be welded into seamless leak-free pipe runs, allowing for significant savings in labor and equipment.

Heat-fused joints – HDPE pipe can be heat fused together to form a joint that is as strong as or stronger than the pipe itself while being virtually leak free. Butt fusion and electrofusion are the most common and reliable welding techniques used to weld high-density polyethylene and offer significant installation advantages compared to traditional pipe materials.

Corrosion and Chemical Resistance – HDPE pipe will not rust, corrode, tuberculate or support biological scale or growth, and has superb chemical resistance compared to traditional pipe materials.

HDPE performs exceptionally well in mining, dredging and similar applications, outwearing many more costly piping materials, and offers excellent corrosion resistance to corrosive acids, bases and salts. HDPE is also unaffected by bacteria and fungi, offering resistance to many organic substances.

Market Outlook

Indian piping market is still unorganized to the tune of 40 per cent to 50 per cent but with growth of GDP and Per Capita Income – it will ultimately move to organised players. In last few year customers are moving from unbranded to branded quality pipes which is the key reason for growth of organized players.

High-density polyethylene (HDPE) or polyethylene high-density (PEHD) is a polyethylene thermoplastic made from petroleum. It takes 1.75 kilograms of petroleum (in terms of energy and raw materials) to make one kilogram of HDPE.

HDPE is commonly recycled, and has the number "2" as its recycling symbol. The mass density of high-density polyethylene can range from 0.93 to 0.97 g/cm³. Although the density of HDPE is only marginally higher than that of low-density polyethylene, HDPE has little branching, giving it stronger intermolecular forces and tensile strength than LDPE. The difference in strength exceeds the difference in density, giving HDPE a higher specific strength. It is also harder and more opaque and can withstand somewhat higher temperatures (120 °C/ 248 °F for short periods, 110 °C /230 °F continuously).

In India, approximately ~% agriculture fields have proper irrigation facilities and the remaining ~% depends on monsoon for water supply. Government of India has been working on expanding water facilities for irrigation purpose, aiding the HDPE pipe market in India. The HDPE market is anticipated to increase from INR ~ billion in FY'2018 to INR ~ billion in FY'2022 at a CAGR ~% during FY'2018 – FY'2022.

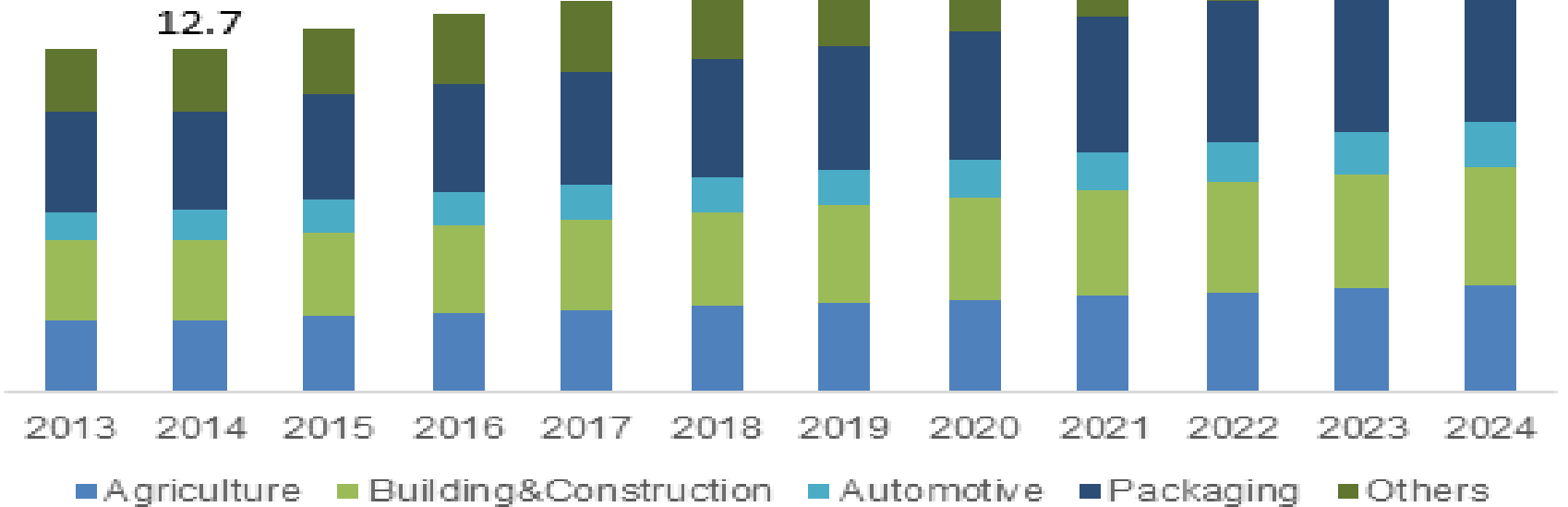
High Density Polyethylene (HDPE) Market size was valued at approximately USD 60 billion in 2015 with gains of over 4% CAGR between 2016 and 2024.

The Global HDPE Pipes Market is expected to reach US\$ 19.7 Bn by 2024, expanding at a CAGR of 4.7% during the forecast period 2016 to 2024.

HDPE pipes market is to witness substantial growth with increasing application for the HDPE pipes in various end use industries. HDPE pipes are polyethylene thermoplastic pipes used to transit gas, water for agriculture irrigation, drinking water supply, in sewage systems and others. HDPE pipes are corrosion resistant and recyclable. Thus, seen as the replacement to various metal pipes. HDPE pipes are cost effective, light in weight and considered as a preferred choice over traditional metal pipes.

The growth of global HDPE pipes market is fueled by growing demand from water irrigation systems in agriculture industry coupled with urbanization due to influx of middle class, resulting in upgrading, expansion and huge demand for infrastructural improvements and water supply across the globe. Further, HDPE pipes are widely used in sewage systems.

Europe High Density Polyethylene Market size, by end-user,
2013-2024 (USD Million)



Few Indian Major Players are as under

- **Micro Powder Tech**
- **Hindustan Plastic and Machine Corporation**
- **Sunsai Pharma Equipments Private Limited**
- **Shree Sai Extrusion Technik Pvt. Ltd.**
- **Flytech Engineering**

Project at a Glance

PROJECT AT A GLANCE								(in lacs)
COST OF PROJECT				MEANS OF FINANCE				
Particulars	Existing	Proposed	Total	Particulars	Existing	Proposed	Total	
Land & Site Development Exp.	0.00	85.00	85.00	Capital	0.00	89.26	89.26	
Buildings	0.00	87.00	87.00	Share Premium	0.00	0.00	0.00	
Plant & Machineries	0.00	58.16	58.16	Other Type Share				
Motor Vehicles	0.00	8.00	8.00	Capital	0.00	0.00	0.00	
Office Automation Equipments	0.00	53.75	53.75	Reserves & Surplus	0.00	0.00	0.00	
Technical Knowhow Fees & Exp.	0.00	25.00	25.00	Cash Subsidy	0.00	0.00	0.00	
Franchise & Other Deposits	0.00	0.00	0.00	Internal Cash Accruals	0.00	0.00	0.00	
Preliminary & Pre-operative Exp	0.00	2.00	2.00	Long/Medium Term Borrowings	0.00	267.79	267.79	
Provision for Contingencies	0.00	5.50	5.50	Debentures / Bonds	0.00	0.00	0.00	
Margin Money - Working Capital	0.00	32.65	32.65	Unsecured Loans/Deposits	0.00	0.00	0.00	
TOTAL	0.00	357.06	357.06	TOTAL	0.00	357.06	357.06	

Project at a Glance

Year	Annualised		Book Value	Debt	Dividend	Retained Earnings		Payout	Probable Market Price	P/E Ratio	Yield Price/Book Value
	EPS	CEPS	Per Share		Per Share	Per Share		%		No.of Times	%
1-2	5.60	8.66	15.60	24.00	0.00	100.00	5.60	0.00	5.60	1.00	0.00
2-3	8.78	11.50	24.38	18.00	0.00	100.00	8.78	0.00	8.78	1.00	0.00
3-4	11.89	14.31	36.27	12.00	0.00	100.00	11.89	0.00	11.89	1.00	0.00
4-5	14.86	17.02	51.13	6.00	0.00	100.00	14.86	0.00	14.86	1.00	0.00
5-6	17.69	19.62	68.82	0.00	0.00	100.00	17.69	0.00	17.69	1.00	0.00

Project at a Glance

Year	D. S. C. R.			Debt / Equity - Deposits Debt	Equity as-Equity	Total Net Worth	Return on Net Worth	Profitability Ratio					Assets Turnover Ratio	Current Ratio
	Individual	Cumulative	Overall					GPM	PBT	PAT	Net Contribution	P/V Ratio		
	(Number of times)			(Number of times)		%	%	%	%	%	%			
Initial				3.00	3.00									
1-2	1.29	1.29		1.54	1.54	2.70		11.52%	5.81%	3.86%	384.20	29.65%	2.63	1.01
2-3	1.64	1.45		0.74	0.74	1.59		12.89%	8.05%	5.18%	443.62	29.34%	2.78	1.22
3-4	2.05	1.64	2.04	0.33	0.33	0.99		13.81%	9.64%	6.14%	506.88	29.33%	2.76	1.47
4-5	2.54	1.83		0.12	0.12	0.64		14.43%	10.76%	6.83%	570.15	29.33%	2.65	1.77
5-6	3.11	2.04		0.00	0.00	0.43		14.83%	11.56%	7.31%	633.41	29.32%	2.50	2.52

Project at a Glance

BEP

BEP - Maximum Utilisation Year	5
Cash BEP (% of Installed Capacity)	57.75%
Total BEP (% of Installed Capacity)	60.47%
IRR, PAYBACK and FACR	
Internal Rate of Return .. (In %age)	27.30%
Payback Period of the Project is (In Years)	2 Years 3 Months
Fixed Assets Coverage Ratio (No. of times)	10.306

Major Queries/Questions Answered in the Report?

- 1. What is HDPE Pipes Manufacturing industry ?**
- 2. How has the HDPE Pipes Manufacturing industry performed so far and how will it perform in the coming years ?**
- 3. What is the Project Feasibility of HDPE Pipes Manufacturing Plant ?**
- 4. What are the requirements of Working Capital for setting up High-Density Polyethylene Pipe Manufacturing plant ?**

- 5. What is the structure of the High-Density Polyethylene Pipe Manufacturing Business and who are the key/major players ?**
- 6. What is the total project cost for setting up HDPE Pipes Manufacturing Business?**
- 7. What are the operating costs for setting up HDPE Pipes Manufacturing plant ?**
- 8. What are the machinery and equipment requirements for setting up High-Density Polyethylene Pipe Manufacturing plant ?**

9. Who are the Suppliers and Manufacturers of Plant & Machinery for setting up High-Density Polyethylene Pipe Manufacturing plant ?

10. What are the requirements of raw material for setting up High-Density Polyethylene Pipe Manufacturing plant ?

11. Who are the Suppliers and Manufacturers of Raw materials for setting up HDPE Pipes Manufacturing Business?

12. What is the Manufacturing Process of HDPE Pipes ?



13. What is the total size of land required for setting up HDPE Pipes Manufacturing plant ?

14. What will be the income and expenditures for HDPE Pipes Manufacturing Business?

15. What are the Projected Balance Sheets of HDPE Pipes Manufacturing plant ?

16. What are the requirement of utilities and overheads for setting up High-Density Polyethylene Pipe Manufacturing plant?

17. What is the Built up Area Requirement and cost for setting up High-Density Polyethylene Pipe Manufacturing Business?

18. What are the Personnel (Manpower) Requirements for setting up HDPE Pipes Manufacturing Business?

19. What are Statistics of Import & Export for HDPE Pipes ?

20. What is the time required to break-even of High-Density Polyethylene Pipe Manufacturing Business?

21. What is the Break-Even Analysis of High-Density Polyethylene Pipe Manufacturing plant?

22. What are the Project financials of HDPE Pipes Manufacturing Business?



- 23. What are the Profitability Ratios of HDPE Pipes Manufacturing Project?**
- 24. What is the Sensitivity Analysis-Price/Volume of HDPE Pipes Manufacturing plant?**
- 25. What are the Projected Pay-Back Period and IRR of High-Density Polyethylene Pipe Manufacturing plant?**
- 26. What is the Process Flow Sheet Diagram of High-Density Polyethylene Pipe Manufacturing project?**

27. What are the Market Opportunities for setting up High-Density Polyethylene Pipe Manufacturing plant?

28. What is the Market Study and Assessment for setting up HDPE Pipes Manufacturing Business?

29. What is the Plant Layout for setting up HDPE Pipes Manufacturing Business?



Table of Contents of the Project Report



1. DISTRICT PROFILE & GEOTECHNICAL SITE CHARACTERIZATION

2. INTRODUCTION

3. PROPERTIES

- 3.1. High Impact Strength
- 3.2. Abrasion Resistance
- 3.3. Flexibility
- 3.4. Weathering Resistance
- 3.5. Long Life
- 3.6. Trenchless Construction
- 3.7. Properties of Polythene
- 3.8. Mechanical Properties
- 3.9. Environmental Data
- 3.10. High Pressure Process (HDPE Process)

4. USES AND APPLICATIONS

- 4.1. HDPE Applications

5. TECHNICAL COMPARISON OF PVC AND HDPE PIPE

6. STANDARD DIMENSIONS AND WEIGHT

- 6.1. Standard Dimensions and Weight of PVC
- 6.2. Standard Dimensions and Weight of HDPE

7. FEATURES OF HDPE PIPES

8. MARKET SURVEY

- 8.1.1. Plastics and Polymers
- 8.2. Polymers
- 8.3. Acrylonitrile Butadiene Styrene (ABS)
- 8.4. HDPE and LDPE
- 8.5. Polystyrene (PS) and Polyvinyl Chloride (PVC)

9. FINANCIALS & COMPARISON OF MAJOR INDIAN PLAYERS/COMPANIES

- 9.1. Section – I

- 9.1.1. Name of Company with Contact Details
- 9.1.2. Name of Director(S)
- 9.1.3. Plant Capacity
- 9.1.4. Location of Plant
- 9.1.5. Name of Raw Material(S) Consumed with Quantity & Cost
- 9.2. Section – II
- 9.2.1. Income & Expenditure
- 9.3. Profits
- 9.3.1. Forex Transaction
- 9.3.2. Liabilities
- 9.3.3. Assets
- 9.3.4. Growth in Assets & LiabilitiesError! Bookmark not defined.
- 9.3.5. Growth in Income & Expenditure
- 9.3.6. Liquidity Ratios
- 9.3.7. Profitability Ratio
- 9.3.8. Return Ratios
- 9.3.9. Cost as % ge of sales
- 9.3.10. Working Capital & Turnover Ratios
- 9.3.11. Structure of Assets & Liabilities(%)
- 9.3.12. Cash Flow

10. EXPORT & IMPORT STATISTICS DATA OF INDIA

- 10.1. Export Statistics Data for HDPE Pipe
- 10.2. Import Statistics Data for HDPE Pipe

11. PRESENT MANUFACTURERS

12. RAW MATERIALS

13. SPECIFICATION OF MACHINE

14. MANUFACTURING PROCESS

15. PROCESS FLOW DIAGRAM

16. SUPPLIERS OF PLANT & MACHINERY

- 16.1. Complete Machinery Suppliers
- 16.2. Material Handling Equipments
- 16.3. Laboratory Equipment
- 16.4. Maintenance Equipments

17. SUPPLIERS OF RAW MATERIAL

- 17.1. Lab Chemicals
- 17.2. E.T.P. Chemical

18. PRODUCT & MACHINERY PHOTOGRAPHS

- 18.1. HDPE Pipe
- 18.2. Aerial HDPE
- 18.3. Corrugated HDPE

19. PLANT LAYOUT



Machinery Photographs



Extruder




Cooling Tank



Hopper Loader



Main Extruder-75mm



Vaccum Tank

Project Financials

Project at a Glance	Annexure
• Assumptions for Profitability workings	1
• Plant Economics.....	2
• Production Schedule.....	3
• Land & Building.....	4
Factory Land & Building	
Site Development Expenses	

- **Plant & Machinery.....5**
 - Indigenous Machineries**
 - Other Machineries (Miscellaneous, Laboratory etc.)**

- **Other Fixed Assets.....6**
 - Furniture & Fixtures**
 - Pre-operative and Preliminary Expenses**
 - Technical Knowhow**
 - Provision of Contingencies**

- **Working Capital Requirement Per Month.....7**
 - Raw Material**
 - Packing Material**
 - Lab & ETP Chemical Cost**
 - Consumable Store**

- **Overheads Required Per Month and Per Annum.....8**
 - Utilities & Overheads (Power, Water and Fuel Expenses etc.)**
 - Royalty and Other Charges**
 - Selling and Distribution Expenses**

- **Salary and Wages9**

- **Turnover Per Annum10**

- **Share Capital.....11**
 - Equity Capital**
 - Preference Share Capital**

- **Annexure 1 :: Cost of Project and Means of Finance**
- **Annexure 2 :: Profitability and Net Cash Accruals**
 - **Revenue/Income/Realisation**
 - **Expenses/Cost of Products/Services/Items**
 - **Gross Profit**
 - **Financial Charges**
 - **Total Cost of Sales**
 - **Net Profit After Taxes**
 - **Net Cash Accruals**

• **Annexure 3 :: Assessment of Working Capital requirements**

- **Current Assets**
- **Gross Working Capital**
- **Current Liabilities**
- **Net Working Capital**
- **Working Note for Calculation of Work-in-process**

• **Annexure 4 :: Sources and Disposition of Funds**

- **Annexure 5 :: Projected Balance Sheets**

- **ROI (Average of Fixed Assets)**
- **RONW (Average of Share Capital)**
- **ROI (Average of Total Assets)**

- **Annexure 6 :: Profitability Ratios**

- **D.S.C.R**
- **Earnings Per Share (EPS)**
- **Debt Equity Ratio**

• **Annexure 7 :: Break-Even Analysis**

- **Variable Cost & Expenses**
- **Semi-Variable/Semi-Fixed Expenses**
- **Profit Volume Ratio (PVR)**
- **Fixed Expenses / Cost**
- **B.E.P**

- **Annexure 8 to 11 :: Sensitivity Analysis-Price/Volume**

- **Resultant N.P.B.T**
- **Resultant D.S.C.R**
- **Resultant PV Ratio**
- **Resultant DER**
- **Resultant ROI**
- **Resultant BEP**

- **Annexure 12 :: Shareholding Pattern and Stake Status**

- **Equity Capital**

- **Preference Share Capital**

- **Annexure 13 :: Quantitative Details-Output/Sales/Stocks**

- **Determined Capacity P.A of Products/Services**

- **Achievable Efficiency/Yield % of Products/Services/Items**

- **Net Usable Load/Capacity of Products/Services/Items**

- **Expected Sales/ Revenue/ Income of Products/ Services/ Items**

- **Annexure 14** :: **Product wise Domestic Sales Realisation**
- **Annexure 15** :: **Total Raw Material Cost**
- **Annexure 16** :: **Raw Material Cost per unit**
- **Annexure 17** :: **Total Lab & ETP Chemical Cost**
- **Annexure 18** :: **Consumables, Store etc.**
- **Annexure 19** :: **Packing Material Cost**
- **Annexure 20** :: **Packing Material Cost Per Unit**

- **Annexure 21** :: **Employees Expenses**
- **Annexure 22** :: **Fuel Expenses**
- **Annexure 23** :: **Power/Electricity Expenses**
- **Annexure 24** :: **Royalty & Other Charges**
- **Annexure 25** :: **Repairs & Maintenance Expenses**
- **Annexure 26** :: **Other Manufacturing Expenses**
- **Annexure 27** :: **Administration Expenses**
- **Annexure 28** :: **Selling Expenses**

- **Annexure 29 :: Depreciation Charges – as per Books (Total)**
- **Annexure 30 :: Depreciation Charges – as per Books (P & M)**
- **Annexure 31 :: Depreciation Charges - as per IT Act WDV (Total)**
- **Annexure 32 :: Depreciation Charges - as per IT Act WDV (P & M)**
- **Annexure 33 :: Interest and Repayment - Term Loans**
- **Annexure 34 :: Tax on Profits**
- **Annexure 35 :: Projected Pay-Back Period and IRR**

Reasons for Buying our Report:

- **This report helps you to identify a profitable project for investing or diversifying into by throwing light to crucial areas like industry size, market potential of the product and reasons for investing in the product**
- **This report provides vital information on the product like it's characteristics and segmentation**
- **This report helps you market and place the product correctly by identifying the target customer group of the product**

- **This report helps you understand the viability of the project by disclosing details like machinery required, project costs and snapshot of other project financials**
- **The report provides a glimpse of government regulations applicable on the industry**
- **The report provides forecasts of key parameters which helps to anticipate the industry performance and make sound business decisions**

Our Approach:

- **Our research reports broadly cover Indian markets, present analysis, outlook and forecast for a period of five years.**
- **The market forecasts are developed on the basis of secondary research and are cross-validated through interactions with the industry players**
- **We use reliable sources of information and databases. And information from such sources is processed by us and included in the report**

Scope of the Report

The report titled “Market Survey cum Detailed Techno Economic Feasibility Report on HDPE Pipes ” provides an insight into HDPE Pipes market in India with focus on uses and applications, Manufacturing Process, Process Flow Sheets, Plant Layout and Project Financials of HDPE Pipes project. The report assesses the market sizing and growth of the Indian HDPE Pipes Industry. While expanding a current business or while venturing into new business, entrepreneurs are often faced with the dilemma of zeroing in on a suitable product/line. And before diversifying/venturing into any product, they wish to study the following aspects of the identified product:

- **Good Present/Future Demand**
- **Export-Import Market Potential**
- **Raw Material & Manpower Availability**
- **Project Costs and Payback Period**

We at NPCS, through our reliable expertise in the project consultancy and market research field, have demystified the situation by putting forward the emerging business opportunity in the HDPE Pipes sector in India along with its business prospects. Through this report we have identified HDPE Pipes project as a lucrative investment avenue.

Tags

HDPE Pipe Production, Manufacturing Process of HDPE Pipe, Production Process of HDPE Pipes, HDPE Pipe Manufacturing Plant, HDPE Pipe Plant, Project Report on HDPE Pipes Manufacturing, How to Start HDPE Pipe Manufacturing Business, HDPE Pipe Manufacturing Process, HDPE Pipe Manufacturing Machines, HDPE Pipe Manufacturing Process, HDPE Pipe Manufacturing Project Report, Pipe Manufacturing Business Plan, Start a HDPE Pipe Manufacturing Plant, How to Start HDPE Pipe Manufacturing Industry, HDPE Pipes Manufacture, Industrial HDPE Pipe Manufacture, HDPE Pipe Manufacturing Unit, How to Setup HDPE Pipe Industry, Pipe Manufacturing Plant, HDPE Pipe Production Unit, HDPE Pipe Production Plant, Manufacture of HDPE Pipe, High Density Polyethylene (HDPE) Pipes Production Business, How to Start High Density Polyethylene (HDPE) Pipes Manufacturing Plant,

High Density Polyethylene (HDPE) Pipes Manufacturing project ideas, Projects on Small Scale Industries, Small scale industries projects ideas, High Density Polyethylene (HDPE) Pipes Manufacturing Based Small Scale Industries Projects, Project profile on small scale industries, How to Start High Density Polyethylene (HDPE) Pipes Manufacturing Industry in India, High Density Polyethylene (HDPE) Pipes Manufacturing Projects, New project profile on High Density Polyethylene (HDPE) Pipes Manufacturing industries, Project Report on High Density Polyethylene (HDPE) Pipes Manufacturing Industry, Detailed Project Report on HDPE Pipe Production, Project Report on HDPE Pipe Production, Pre-Investment Feasibility Study on HDPE Pipe Production, Techno-Economic feasibility study on HDPE Pipe Production, Feasibility report on HDPE Pipe Production, Free Project Profile on HDPE Pipe Production, Project profile on HDPE Pipe Production, Download free project profile on HDPE Pipe Production, Industrial Project Report, High Density Polyethylene (HDPE) Pipe Manufacture, Project consultant, Project consultancy, Process technology books, Business consultancy, Business consultant, Startup Project for HDPE Pipe Production

**Niir Project Consultancy Services (NPCS)
can provide Detailed Project Report on
How to Start HDPE Pipes Manufacturing
Industry.**

**Profitable Business Idea for High-Density
Polyethylene Pipe Production.**

See more

<https://goo.gl/vw4fDJ>

<https://goo.gl/2QJPMj>

<https://goo.gl/mb2nFy>



Visit us at

www.entrepreneurindia.co



www.entrepreneurindia.co

**Take a look at
Niir Project Consultancy Services
on #Street View**

<https://goo.gl/VstWkd>

*Locate us on
Google Maps*

<https://goo.gl/maps/BKkUtg9gevT2>

OUR CLIENTS

Our inexhaustible Client list includes public-sector companies, Corporate Houses, Government undertaking, individual entrepreneurs, NRI, Foreign investors, non-profit organizations and educational institutions from all parts of the World. The list is just a glimpse of our esteemed & satisfied Clients.

Click here to take a look
<https://goo.gl/G3ICjV>



Free Instant Online Project

Identification and Selection Service

Our Team has simplified the process for you by providing a "Free Instant Online Project Identification & Selection" search facility to identify projects based on multiple search parameters related to project costs namely: Plant & Machinery Cost, Total Capital Investment, Cost of the project, Rate of Return% (ROR) and Break Even Point % (BEP). You can sort the projects on the basis of mentioned pointers and identify a suitable project matching your investment requisites.....[Read more](#)



Download Complete List of Project

Reports:

▪ Detailed Project Reports

NPCS is manned by engineers, planners, specialists, financial experts, economic analysts and design specialists with extensive experience in the related industries.

Our Market Survey cum Detailed Techno Economic Feasibility Report provides an insight of market in India. The report assesses the market sizing and growth of the Industry. While expanding a current business or while venturing into new business, entrepreneurs are often faced with the dilemma of zeroing in on a suitable product/line.



And before diversifying/venturing into any product, they wish to study the following aspects of the identified product:

- **Good Present/Future Demand**
- **Export-Import Market Potential**
- **Raw Material & Manpower Availability**
- **Project Costs and Payback Period**

The detailed project report covers all aspect of business, from analyzing the market, confirming availability of various necessities such as Manufacturing Plant, Detailed Project Report, Profile, Business Plan, Industry Trends, Market Research, Survey, Manufacturing Process, Machinery, Raw Materials, Feasibility Study, Investment Opportunities, Cost and Revenue, Plant Economics, Production Schedule,



Working Capital Requirement, uses and applications, Plant Layout, Project Financials, Process Flow Sheet, Cost of Project, Projected Balance Sheets, Profitability Ratios, Break Even Analysis. The DPR (Detailed Project Report) is formulated by highly accomplished and experienced consultants and the market research and analysis are supported by a panel of experts and digitalized data bank.

We at NPCS, through our reliable expertise in the project consultancy and market research field, have demystified the situation by putting forward the emerging business opportunity in India along with its business prospects.....[Read more](#)



Contact us

NIIR PROJECT CONSULTANCY SERVICES

106-E, Kamla Nagar, Opp. Spark Mall,

New Delhi-110007, India.

Email: npcs.ei@gmail.com , info@entrepreneurindia.co

Tel: +91-11-23843955, 23845654, 23845886, 8800733955

Mobile: +91-9811043595

Fax: +91-11-23845886

Website : www.entrepreneurindia.co , www.niir.org

Take a look at NIIR PROJECT CONSULTANCY SERVICES on #StreetView

<https://goo.gl/VstWkd>



Niir PROJECT CONSULTANCY SERVICES

An ISO 9001:2015 Company



www.entrepreneurindia.co

Who are we?

- *One of the leading reliable names in industrial world for providing the most comprehensive technical consulting services*
- *We adopt a systematic approach to provide the strong fundamental support needed for the effective delivery of services to our Clients' in India & abroad*



We at NPCS want to grow with you by providing solutions scale to suit your new operations and help you reduce risk and give a high return on application investments. We have successfully achieved top-notch quality standards with a high level of customer appreciation resulting in long lasting relation and large amount of referral work through technological breakthrough and innovative concepts. A large number of our Indian, Overseas and NRI Clients have appreciated our expertise for excellence which speaks volumes about our commitment and dedication to every client's success.



We bring deep, functional expertise, but are known for our holistic perspective: we capture value across boundaries and between the silos of any organization. We have proven a multiplier effect from optimizing the sum of the parts, not just the individual pieces. We actively encourage a culture of innovation, which facilitates the development of new technologies and ensures a high quality product.



What do we offer?

- *Project Identification*
- *Detailed Project Reports/Pre-feasibility Reports*
- *Market Research Reports*
- *Business Plan*
- *Technology Books and Directory*
- *Industry Trend*
- *Databases on CD-ROM*
- *Laboratory Testing Services*
- *Turnkey Project Consultancy/Solutions*
- *Entrepreneur India (An Industrial Monthly Journal)*



How are we different ?

- *We have two decades long experience in project consultancy and market research field*
- *We empower our customers with the prerequisite know-how to take sound business decisions*
- *We help catalyze business growth by providing distinctive and profound market analysis*
- *We serve a wide array of customers , from individual entrepreneurs to Corporations and Foreign Investors*
- *We use authentic & reliable sources to ensure business precision*



Our Approach

Requirement collection

Thorough analysis of the project

Economic feasibility study of the Project

Market potential survey/research

Report Compilation



Contact us

NIIR PROJECT CONSULTANCY SERVICES

106-E, Kamla Nagar, Opp. Spark Mall,
New Delhi-110007, India.

Email: npcs.ei@gmail.com , info@entrepreneurindia.co

Tel: +91-11-23843955, 23845654, 23845886, 8800733955

Mobile: +91-9811043595

Fax: +91-11-23845886

Website : www.entrepreneurindia.co , www.niir.org

Take a look at NIIR PROJECT CONSULTANCY SERVICES on #StreetView

<https://goo.gl/VstWkd>



Follow us



➤ <https://www.linkedin.com/company/niir-project-consultancy-services>



➤ <https://www.facebook.com/NIIR.ORG>



➤ <https://www.youtube.com/user/NIIRproject>



➤ <https://plus.google.com/+EntrepreneurIndiaNewDelhi>



➤ https://twitter.com/npcs_in



➤ <https://www.pinterest.com/npcsindia/>





For more information, visit us at:

www.niir.org

www.entrepreneurindia.co



www.entrepreneurindia.co