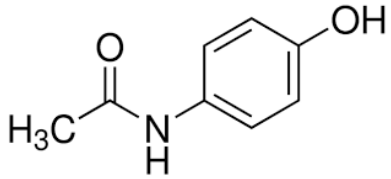
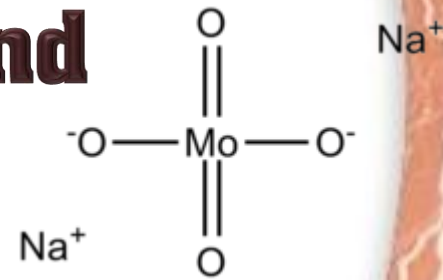


**Global Inorganic Chemicals Market to
Grow 4.5% by 2022.**



**Manufacturing of Sodium and
Ammonium Molybdate.**



**Project Opportunities in Production of
Inorganic Compound**

Introduction

Sodium Molybdate

Sodium Molybdate also known as disodium dioxide (dioxo) molybdenum is a chemical compound extensively consumed in fertilizer application. Other uses of sodium molybdate include nutritional supplement in food industry and as corrosion inhibitor in industrial applications. Sodium molybdate is often found as dehydrate and was first synthesized by the method of hydration.

Sodium Molybdate



Sodium molybdate is an organic salt which is found in dietary supplements and other nutritional supplement. Sodium molybdate is a good source of molybdenum, it is used to for nitrogen fixation to support healthy growth of leguminous plants such as peas & leans, clover & Lucerne. Sodium molybdate is used as corrosion inhibition in industry. In addition, sodium molybdate is also used for reducing nitrite requirement of fluids inhibited with nitrite-amine in chemical plants and improves corrosion protection.

Sodium molybdate is a chemically altered form of the mineral element, sodium. Sodium is a natural salt, and sodium molybdate is used in the food industry as a fertilizer and nutritional supplement for health.

The agricultural industry uses large quantities of sodium molybdate as fertilizer, particularly on vegetables such as broccoli and cauliflower. It is also fed to some cattle to help treat copper deficiencies. As a result of its use on food products you consume, trace amounts of sodium molybdate may end up in the food supply. Sodium molybdate in your food can have a variety of effects on your body, although its complete effects are not fully understood.

Sodium Molybdate is useful as a source of molybdenum. It is often found as the dihydrate, $\text{Na}_2\text{MoO}_4 \cdot 2\text{H}_2\text{O}$. The molybdate (VI) anion is tetrahedral.

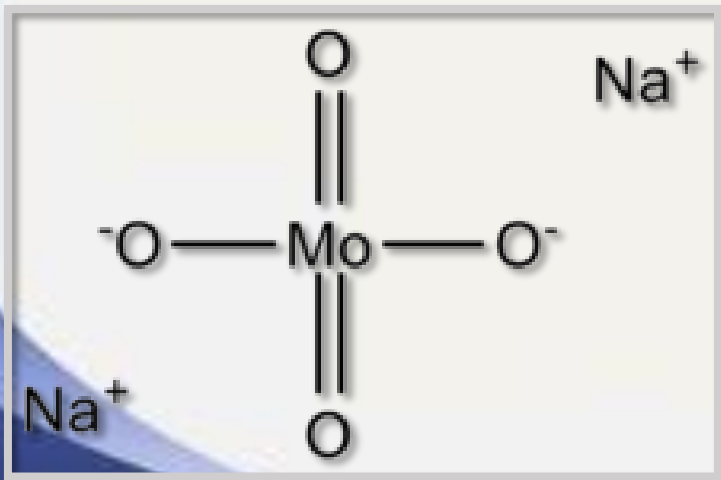


Sodium molybdate can help correct a sodium deficiency by adding extra sodium to your body; however, sodium molybdate is ingested in such small amounts its contribution to your overall sodium stores is probably negligible. Once in your body, the molybdenum molecule is cleaved off of the sodium molecule and can have positive effects on your health.

Rapid industrialization across the globe is leading to increasing discharge of waste water and associated chemicals in to ecosystem, stringent government regulations on water disposal and environmental safety is leading towards increasing capacities of chemical and water treatment. Sodium molybdate is used for corrosion inhibition and water treatment in these facilities. Such investments in these facilities are expected to drive sodium molybdate consumption across the globe.

Sodium molybdate is emerging as possible alternative additive for sodium dichromate in the electrolytic production of sodium chlorate to reduce environmental impact without hampering performance in maintaining high current efficiency. Increasing use of sodium molybdate for aforementioned applications is a growth factor for sodium molybdate consumption in near future.

Global Sodium molybdate market can be segmented on the basis application, product type, and region.



Applications of sodium molybdate has a wide span, due to low toxicity it is used in wide array of applications such as in inks, dyes and pigments, fertilizers, ingredients in food and water treatment agents. It is also used in pharmaceutical industry as an analytical reagent. On the basis of prominent applications, global sodium molybdate market can be segmented as:

- **Water treatment**
- **Fertilizer**
- **Pigments & dye**
- **Corrosion inhibition**
- **Others**

Ammonium Molybdate

Ammonium Molybdate is an odorless crystalline compound ranging in color from white to yellow-green. Ammonium Molybdate also called molybdic acid hex ammonium, salt tetrahydrate, ammonium molybdate tetrahydrate, and ammonium heptamolybdate tetrahydrate.



Molybdate is an odorless compound containing molybdenum and oxygen ions. Ammonium molybdate is an organic compound, which is manufactured by reacting molybdenum trioxide in the presence of excess ammonia. The compound is available in different physical forms: solid powder, liquid, crystals, and chunks.

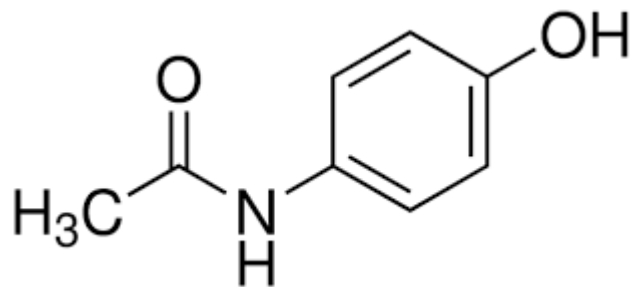
Uses:

- **As an analytical reagent**
- **Presence of phosphates, silicates,**
- **Arsenates and lead in pigments**
- **In the production of molybdenum metal**
- **In the preparation of dehydrogenation**
- **In the fixing of metals**
- **In electroplating**
- **In fertilizers for crops.**

The compound is also used as a catalyst in production of polymers and other commercial chemical processes. Ammonium molybdate is also applied as an intermediate in some industries. Due to bright color of molybdate, the compound is employed in paints, inks, and as an indicator & reagent in different colorimetric chemical experiments. Ammonium molybdate is employed as an analgesic in the medical industry. It is employed as a source of molybdate ion for the production of molybdenum metals and ceramics. Ammonium molybdate is manufactured in different grades such as reagent & technical grade, laboratory grade, food & pharmaceutical grade, and industrial grade. These grades are utilized in different industries. Based on region, the ammonium molybdate market can be divided into Asia Pacific, Europe, Middle East & Africa, North America, and Latin America.

The global Ammonium Molybdate Market industry has experienced an astonishing change structure-wise such as enhancements in technology, increasing raw material costs, manufacturing base been channeled to Asian countries, novel promising growth markets, etc.

The global ammonium molybdate market can be segmented based on product type, application, end- use industry, and region. In terms of product type, the ammonium molybdate market can be segmented into ammonium orthomolybdate, ammonium molybdate tetrahydrate, ammonium octamolybdate, and others. Ammonium molybdate tetrahydrate is also known as ammonium heptamolybdate.



It is manufactured by liberating ammonium upon heating ammonium orthomolybdate. In terms of application, the market can be divided into analytical reagent, fertilizers & micronutrient, catalyst, metals & ceramic, electroplating, corrosion inhibitor, pigment, and others. Ammonium molybdate is used in end-use industries such as chemical manufacturing, molybdate products, life science, research & laboratories, and others.

Demand for ammonium molybdate is expected to be higher in the chemical manufacturing segment in the next few years. Increasing cost of raw materials and toxicity of ammonium molybdate are estimated to restrain the ammonium molybdate market.

The compound is harmful for eyes, skin, kidneys, blood, and respiratory tract if swallowed or inhaled. Asia Pacific is estimated to dominate the market in the near future. Industrial and economic growth in the region, and increase manufacturing capacities are boosting the ammonium molybdate market in Asia Pacific, particularly in China, Japan, and India. The ammonium molybdate market is anticipated to expand at a rapid pace in North America.



Machinery Photographs

Storage Tank



Jacketed Tank



Spray Dryer



Project at a Glance

PROJECT AT A GLANCE

(` in lacs)

COST OF PROJECT				MEANS OF FINANCE			
Particulars	Existing	Proposed	Total	Particulars	Existing	Proposed	Total
Land & Site Development Exp.	0.00	120.00	120.00	Capital	0.00	496.45	496.45
Buildings	0.00	402.60	402.60	Share Premium	0.00	0.00	0.00
Plant & Machineries	0.00	265.50	265.50	Other Type Share			
Motor Vehicles	0.00	10.00	10.00	Capital	0.00	0.00	0.00
Office Automation Equipments	0.00	55.00	55.00	Reserves & Surplus	0.00	0.00	0.00
Technical Knowhow Fees & Exp.	0.00	20.00	20.00	Cash Subsidy	0.00	0.00	0.00
Franchise & Other Deposits	0.00	0.00	0.00	Internal Cash Accruals	0.00	0.00	0.00
Preliminary & Pre-operative Exp	0.00	3.00	3.00	Long/Medium Term Borrowings	0.00	1489.36	1489.36
Provision for Contingencies	0.00	24.00	24.00	Debentures / Bonds	0.00	0.00	0.00
Margin Money - Working Capital	0.00	1085.71	1085.71	Unsecured Loans/Deposits	0.00	0.00	0.00
TOTAL	0.00	1985.81	1985.81	TOTAL	0.00	1985.81	1985.81

Project at a Glance

Year	Annualised		Book Value	Debt	Dividend	Retained Earnings		Payout	Probable Market Price	P/E Ratio	Yield Price/Book Value
	EPS	CEPS	Per Share		Per Share	Per Share		%		No.of Times	%
1-2	7.83	9.68	17.83	24.00	0.00	100.00	7.83	0.00	7.83	1.00	0.00
2-3	10.14	11.77	27.97	18.00	0.00	100.00	10.14	0.00	10.14	1.00	0.00
3-4	12.81	14.25	40.79	12.00	0.00	100.00	12.81	0.00	12.81	1.00	0.00
4-5	15.45	16.71	56.24	6.00	0.00	100.00	15.45	0.00	15.45	1.00	0.00
5-6	18.02	19.13	74.26	0.00	0.00	100.00	18.02	0.00	18.02	1.00	0.00

Project at a Glance

Year	D. S. C. R.			Debt / Equity - Deposits Debt	Equity as-Equity	Total Net Worth	Return on Net Worth	Profitability Ratio					Assets Turnover Ratio	Current Ratio
	Individual	Cumulative	Overall					GPM	PBT	PAT	Net Contribution	P/V Ratio		
	(Number of times)			(Number of times)		%	%	%	%	%	%			
Initial				3.00	3.00									
1-2	1.39	1.39		1.35	1.35	11.14	2.23%	1.00%	0.65%	1991.28	3.32%	5.59	1.11	
2-3	1.67	1.53		0.64	0.64	7.84	2.32%	1.12%	0.72%	2322.68	3.32%	5.70	1.12	
3-4	2.05	1.69	2.05	0.29	0.29	5.94	2.38%	1.25%	0.80%	2654.48	3.32%	5.69	1.14	
4-5	2.49	1.86		0.11	0.11	4.72	2.42%	1.35%	0.85%	2986.28	3.32%	5.64	1.17	
5-6	3.04	2.05		0.00	0.00	3.88	2.44%	1.42%	0.90%	3318.08	3.32%	5.56	1.22	

Project at a Glance

BEP

BEP - Maximum Utilisation Year	5
Cash BEP (% of Installed Capacity)	55.71%
Total BEP (% of Installed Capacity)	57.37%
IRR, PAYBACK and FACR	
Internal Rate of Return .. (In %age)	33.51%
Payback Period of the Project is (In Years)	2 Years 3 Months
Fixed Assets Coverage Ratio (No. of times)	180.060

Major Queries/Questions Answered in the Report?

- 1. What is Sodium and Ammonium Molybdate Manufacturing industry ?**
- 2. How has the Sodium and Ammonium Molybdate Manufacturing industry performed so far and how will it perform in the coming years ?**
- 3. What is the Project Feasibility of Sodium and Ammonium Molybdate Manufacturing Plant ?**
- 4. What are the requirements of Working Capital for setting up Sodium and Ammonium Molybdate Manufacturing plant ?**

- 5. What is the structure of the Sodium and Ammonium Molybdate Manufacturing Business and who are the key/major players ?**
- 6. What is the total project cost for setting up Sodium and Ammonium Molybdate Manufacturing Business?**
- 7. What are the operating costs for setting up Sodium and Ammonium Molybdate Manufacturing plant ?**
- 8. What are the machinery and equipment requirements for setting up Sodium and Ammonium Molybdate Manufacturing plant ?**

- 9. Who are the Suppliers and Manufacturers of Plant & Machinery for setting up Sodium and Ammonium Molybdate Manufacturing plant ?**
- 10. What are the requirements of raw material for setting up Sodium and Ammonium Molybdate Manufacturing plant ?**
- 11. Who are the Suppliers and Manufacturers of Raw materials for setting up Sodium and Ammonium Molybdate Manufacturing Business?**
- 12. What is the Manufacturing Process of Sodium and Ammonium Molybdate ?**

- 13. What is the total size of land required for setting up Sodium and Ammonium Molybdate Manufacturing plant ?**
- 14. What will be the income and expenditures for Sodium and Ammonium Molybdate Manufacturing Business?**
- 15. What are the Projected Balance Sheets of Sodium and Ammonium Molybdate Manufacturing plant ?**
- 16. What are the requirement of utilities and overheads for setting up Sodium and Ammonium Molybdate Manufacturing plant?**
- 17. What is the Built up Area Requirement and cost for setting up Sodium and Ammonium Molybdate Manufacturing Business?**

18. What are the Personnel (Manpower) Requirements for setting up Sodium and Ammonium Molybdate Manufacturing Business?

19. What are Statistics of Import & Export for Sodium and Ammonium Molybdate ?

20. What is the time required to break-even of Sodium and Ammonium Molybdate Manufacturing Business?

21. What is the Break-Even Analysis of Sodium and Ammonium Molybdate Manufacturing plant?

22. What are the Project financials of Sodium and Ammonium Molybdate Manufacturing Business?

- 23. What are the Profitability Ratios of Sodium and Ammonium Molybdate Manufacturing Project?**
- 24. What is the Sensitivity Analysis-Price/Volume of Sodium and Ammonium Molybdate Manufacturing plant?**
- 25. What are the Projected Pay-Back Period and IRR of Sodium and Ammonium Molybdate Manufacturing plant?**
- 26. What is the Process Flow Sheet Diagram of Sodium and Ammonium Molybdate Manufacturing project?**

27. What are the Market Opportunities for setting up Sodium and Ammonium Molybdate Manufacturing plant?

28. What is the Market Study and Assessment for setting up Sodium and Ammonium Molybdate Manufacturing Business?

29. What is the Plant Layout for setting up Sodium and Ammonium Molybdate Manufacturing Business?

Table of Contents of the Project Report

1. PROJECT LOCATION

- 1.1. DISTRICT PROFILE & GEOTECHNICAL SITE CHARACTERIZATION
 - 1.1.1. General
 - 1.1.2. Language and Culture
 - 1.1.3. Climate
 - 1.1.4. Flora and fauna
 - 1.1.5. Geography
 - 1.1.6. Map
 - 1.1.7. Rivers and Dams
 - 1.1.8. Transportation
 - 1.1.9. Economy and Industries

2. INTRODUCTION

- 2.1. AMMONIUM MOLYBDATE
- 2.2. SODIUM MOLYBDATE

3. PROPERTIES

4. USES & APPLICATIONS¹⁸

5. MARKET SURVEY

6. EXPORT & IMPORT: ALL COUNTRIES

- 6.1. EXPORT: ALL COUNTRIES FOR SODIUM MOLYBDATE
- 6.2. EXPORT: ALL COUNTRIES FOR OTHER MOLYBDATES
- 6.3. IMPORT: ALL COUNTRIES FOR SODIUM MOLYBDATE

6.4. IMPORT: ALL COUNTRIES FOR OTHER MOLYBDATES

7. FINANCIALS & COMPARISON OF MAJOR INDIAN PLAYERS/COMPANIES

7.1. ABOUT FINANCIAL STATEMENTS OF CMIE DATABASE

7.2. PROFITS & APPROPRIATIONS

7.3. TOTAL LIABILITIES

7.4. TOTAL ASSETS

7.5. NET CASH FLOW FROM OPERATING ACTIVITIES

7.6. SECTION – I

7.6.1. Name of Company with Contact Details

7.6.2. Name of Director(S)

7.6.3. Credit Ratings

7.6.4. Plant Capacity

7.6.5. Location of Plant

7.6.6. Name of Raw Material(S) Consumed with Quantity & Cost

7.7. SECTION – II

7.7.1. Assets

7.7.2. Cash Flow

7.7.3. Cost as % Ge of Sales

7.7.4. Forex Transaction

7.7.5. Growth in Assets & Liabilities

7.7.6. Growth in Income & Expenditure

7.7.7. Income & Expenditure

7.7.8. Liabilities

7.7.9. Liquidity Ratios

7.7.10. Profitability Ratio

7.7.11. Profits

- 7.7.12. Return Ratios
- 7.7.13. Structure of Assets & Liabilities (%)
- 7.7.14. Working Capital & Turnover Ratios

8. COMPANY PROFILE OF MAJOR PLAYERS

- 9. EXPORT & IMPORT STATISTICS OF INDIA
 - 9.1. EXPORT STATISTICS DATA ON SODIUM MOLYBDATE
 - 9.2. IMPORT STATISTICS DATA ON SODIUM MOLYBDATE
 - 9.3. EXPORT STATISTICS DATA ON AMMONIUM MOLYBDATE
 - 9.4. IMPORT STATISTICS DATA ON AMMONIUM MOLYBDATE

10. PRESENT MANUFACTURERS

11. RAW MATERIALS DESCRIPTION

- 11.1. MOLYBDENUM TRIOXIDE
- 11.2. AMMONIA
- 11.3. SODIUM HYDROXIDE

12. MANUFACTURING PROCESS

- 12.1. AMMONIUM MOLYBDATE
- 12.2. SODIUM MOLYBDATE

13. PROCESS FLOW DIAGRAM

- 13.1. AMMONIUM MOLYBDATE
- 13.2. SODIUM MOLYBDATE

14. HANDLING AND STORAGE

15. SUPPLIERS OF PLANT & MACHINERY

16. SUPPLIERS OF RAW MATERIAL

17. PHOTOGRAPHS/IMAGES FOR REFERENCE

- 17.1. PRODUCT PHOTOGRAPHS
- 17.2. MACHINERY PHOTOGRAPHS
- 17.3. RAW MATERIAL PHOTOGRAPHS

18. PLANT LAYOUT

Project Financials

• Project at a Glance	Annexure
• Assumptions for Profitability workings	1
• Plant Economics.....	2
• Production Schedule.....	3
• Land & Building.....	4
Factory Land & Building	
Site Development Expenses	

- **Plant & Machinery.....5**
 - Indigenous Machineries**
 - Other Machineries (Miscellaneous, Laboratory etc.)**

- **Other Fixed Assets.....6**
 - Furniture & Fixtures**
 - Pre-operative and Preliminary Expenses**
 - Technical Knowhow**
 - Provision of Contingencies**

- **Working Capital Requirement Per Month.....7**
 - Raw Material**
 - Packing Material**
 - Lab & ETP Chemical Cost**
 - Consumable Store**

- **Overheads Required Per Month and Per Annum.....8**
Utilities & Overheads (Power, Water and Fuel Expenses etc.)
Royalty and Other Charges
Selling and Distribution Expenses

- **Salary and Wages9**

- **Turnover Per Annum10**

- **Share Capital.....11**
Equity Capital
Preference Share Capital

- **Annexure 1 :: Cost of Project and Means of Finance**
- **Annexure 2 :: Profitability and Net Cash Accruals**
 - **Revenue/Income/Realisation**
 - **Expenses/Cost of Products/Services/Items**
 - **Gross Profit**
 - **Financial Charges**
 - **Total Cost of Sales**
 - **Net Profit After Taxes**
 - **Net Cash Accruals**

• **Annexure 3 :: Assessment of Working Capital requirements**

- **Current Assets**
- **Gross Working Capital**
- **Current Liabilities**
- **Net Working Capital**
- **Working Note for Calculation of Work-in-process**

• **Annexure 4 :: Sources and Disposition of Funds**

- **Annexure 5 :: Projected Balance Sheets**

- **ROI (Average of Fixed Assets)**
- **RONW (Average of Share Capital)**
- **ROI (Average of Total Assets)**

- **Annexure 6 :: Profitability Ratios**

- **D.S.C.R**
- **Earnings Per Share (EPS)**
- **Debt Equity Ratio**

• **Annexure 7 :: Break-Even Analysis**

- **Variable Cost & Expenses**
- **Semi-Variable/Semi-Fixed Expenses**
- **Profit Volume Ratio (PVR)**
- **Fixed Expenses / Cost**
- **B.E.P**

• **Annexure 8 to 11 :: Sensitivity Analysis-Price/Volume**

- **Resultant N.P.B.T**
- **Resultant D.S.C.R**
- **Resultant PV Ratio**
- **Resultant DER**
- **Resultant ROI**
- **Resultant BEP**

- **Annexure 12 :: Shareholding Pattern and Stake Status**

- **Equity Capital**
- **Preference Share Capital**

- **Annexure 13 :: Quantitative Details-Output/Sales/Stocks**

- **Determined Capacity P.A of Products/Services**
- **Achievable Efficiency/Yield % of Products/Services/Items**
- **Net Usable Load/Capacity of Products/Services/Items**
- **Expected Sales/ Revenue/ Income of Products/ Services/ Items**

- **Annexure 14** :: **Product wise Domestic Sales Realisation**
- **Annexure 15** :: **Total Raw Material Cost**
- **Annexure 16** :: **Raw Material Cost per unit**
- **Annexure 17** :: **Total Lab & ETP Chemical Cost**
- **Annexure 18** :: **Consumables, Store etc.**
- **Annexure 19** :: **Packing Material Cost**
- **Annexure 20** :: **Packing Material Cost Per Unit**

- **Annexure 21** :: **Employees Expenses**
- **Annexure 22** :: **Fuel Expenses**
- **Annexure 23** :: **Power/Electricity Expenses**
- **Annexure 24** :: **Royalty & Other Charges**
- **Annexure 25** :: **Repairs & Maintenance Expenses**
- **Annexure 26** :: **Other Manufacturing Expenses**
- **Annexure 27** :: **Administration Expenses**
- **Annexure 28** :: **Selling Expenses**

- **Annexure 29 :: Depreciation Charges – as per Books (Total)**
- **Annexure 30 :: Depreciation Charges – as per Books (P & M)**
- **Annexure 31 :: Depreciation Charges - as per IT Act WDV (Total)**
- **Annexure 32 :: Depreciation Charges - as per IT Act WDV (P & M)**
- **Annexure 33 :: Interest and Repayment - Term Loans**
- **Annexure 34 :: Tax on Profits**
- **Annexure 35 :: Projected Pay-Back Period and IRR**

Reasons for Buying our Report:

- **This report helps you to identify a profitable project for investing or diversifying into by throwing light to crucial areas like industry size, market potential of the product and reasons for investing in the product**
- **This report provides vital information on the product like it's characteristics and segmentation**
- **This report helps you market and place the product correctly by identifying the target customer group of the product**

- **This report helps you understand the viability of the project by disclosing details like machinery required, project costs and snapshot of other project financials**
- **The report provides a glimpse of government regulations applicable on the industry**
- **The report provides forecasts of key parameters which helps to anticipate the industry performance and make sound business decisions**

Our Approach:

- **Our research reports broadly cover Indian markets, present analysis, outlook and forecast for a period of five years.**
- **The market forecasts are developed on the basis of secondary research and are cross-validated through interactions with the industry players**
- **We use reliable sources of information and databases. And information from such sources is processed by us and included in the report**

Scope of the Report

The report titled “Market Survey cum Detailed Techno Economic Feasibility Report on Sodium and Ammonium Molybdate.” provides an insight into Sodium and Ammonium Molybdate market in India with focus on uses and applications, Manufacturing Process, Process Flow Sheets, Plant Layout and Project Financials of Sodium and Ammonium Molybdate project. The report assesses the market sizing and growth of the Indian Sodium and Ammonium Molybdate Industry. While expanding a current business or while venturing into new business, entrepreneurs are often faced with the dilemma of zeroing in on a suitable product/line. And before diversifying/venturing into any product, they wish to study the following aspects of the identified product:

- **Good Present/Future Demand**
- **Export-Import Market Potential**
- **Raw Material & Manpower Availability**
- **Project Costs and Payback Period**

We at NPCS, through our reliable expertise in the project consultancy and market research field, have demystified the situation by putting forward the emerging business opportunity in the Sodium and Ammonium Molybdate sector in India along with its business prospects. Through this report we have identified Sodium and Ammonium Molybdate project as a lucrative investment avenue.

Tags

Sodium Molybdate, Molybdenum Compounds, Sodium Molybdate Food Grade, Molybdate Manufacturing Company, Sodium Molybdate Production, Sodium Molybdate Dihydrate Production, Sodium Molybdate Production Process, Sodium Molybdate Dihydrate (Smc), Manufacture Process for Ammonium Molybdate and Sodium Molybdate, Ammonium Molybdate, Chemical Compound, Sodium Molybdate (Na_2MoO_4), Sodium Molybdate Solution, Molybdenum Industry, Sodium Molybdate (Vi), Preparation of Ammonium Molybdate Solution, Ammonium Orthomolybdate, Ammonium Heptamolybdate, Process for Producing Ammonium Molybdate, Ammonium Molybdate Production Technology, Ammonium Molybdate Production, Method for Producing Ammonium Heptamolybdate, Ammonium Molybdate(Vi), Ammonium Molybdate Solution Formula, Ammonium Molybdate Uses, Production of Ammonium Molybdate, Ammonium Molybdate, Preparation of Industrial Ammonium Molybdate, Ammonium Molybdate Solution, Ammonium Molybdate Manufacture, Ammonium Molybdate Production project ideas, Projects on Small Scale Industries,

Small scale industries projects ideas, Project Report on Ammonium Molybdate Production Industry, Detailed Project Report on Sodium Molybdate Production, Project Report on Sodium Molybdate Production, Pre-Investment Feasibility Study on Sodium Molybdate Production, Techno-Economic feasibility study on Ammonium Molybdate Production, Feasibility report on Ammonium Molybdate Production, Free Project Profile on Sodium Molybdate Production, Project profile on Sodium Molybdate Production, Download free project profile on Ammonium Molybdate Production

**Niir Project Consultancy Services (NPCS)
can provide Detailed Project Report on**

**Global Inorganic Chemicals Market to Grow 4.5% by
2022.**

**Manufacturing of Sodium and Ammonium
Molybdate.**

**Project Opportunities in Production of Inorganic
Compound**

See more

<https://goo.gl/MzsLSf>

<https://goo.gl/fVgNJ7>

<https://goo.gl/FqnnKC>



Visit us at

www.entrepreneurindia.co



www.entrepreneurindia.co

**Take a look at
Niir Project Consultancy Services
on #Street View**

<https://goo.gl/VstWkd>

*Locate us on
Google Maps*

<https://goo.gl/maps/BKkUtg9gevT2>

OUR CLIENTS

Our inexhaustible Client list includes public-sector companies, Corporate Houses, Government undertaking, individual entrepreneurs, NRI, Foreign investors, non-profit organizations and educational institutions from all parts of the World. The list is just a glimpse of our esteemed & satisfied Clients.

Click here to take a look
<https://goo.gl/G3ICjV>

Free Instant Online Project

Identification and Selection Service

Our Team has simplified the process for you by providing a "Free Instant Online Project Identification & Selection" search facility to identify projects based on multiple search parameters related to project costs namely: Plant & Machinery Cost, Total Capital Investment, Cost of the project, Rate of Return% (ROR) and Break Even Point % (BEP). You can sort the projects on the basis of mentioned pointers and identify a suitable project matching your investment requisites.....[Read more](#)



Download Complete List of Project

Reports:

▪ Detailed Project Reports

NPCS is manned by engineers, planners, specialists, financial experts, economic analysts and design specialists with extensive experience in the related industries.

Our Market Survey cum Detailed Techno Economic Feasibility Report provides an insight of market in India. The report assesses the market sizing and growth of the Industry. While expanding a current business or while venturing into new business, entrepreneurs are often faced with the dilemma of zeroing in on a suitable product/line.



And before diversifying/venturing into any product, they wish to study the following aspects of the identified product:

- **Good Present/Future Demand**
- **Export-Import Market Potential**
- **Raw Material & Manpower Availability**
- **Project Costs and Payback Period**

The detailed project report covers all aspect of business, from analyzing the market, confirming availability of various necessities such as Manufacturing Plant, Detailed Project Report, Profile, Business Plan, Industry Trends, Market Research, Survey, Manufacturing Process, Machinery, Raw Materials, Feasibility Study, Investment Opportunities, Cost and Revenue, Plant Economics, Production Schedule,

Working Capital Requirement, uses and applications, Plant Layout, Project Financials, Process Flow Sheet, Cost of Project, Projected Balance Sheets, Profitability Ratios, Break Even Analysis. The DPR (Detailed Project Report) is formulated by highly accomplished and experienced consultants and the market research and analysis are supported by a panel of experts and digitalized data bank.

We at NPCS, through our reliable expertise in the project consultancy and market research field, have demystified the situation by putting forward the emerging business opportunity in India along with its business prospects.....[Read more](#)



Contact us

NIIR PROJECT CONSULTANCY SERVICES

106-E, Kamla Nagar, Opp. Spark Mall,

New Delhi-110007, India.

Email: npcs.ei@gmail.com , info@entrepreneurindia.co

Tel: +91-11-23843955, 23845654, 23845886, 8800733955

Mobile: +91-9811043595

Fax: +91-11-23845886

Website : www.entrepreneurindia.co , www.niir.org

Take a look at NIIR PROJECT CONSULTANCY SERVICES on #StreetView

<https://goo.gl/VstWkd>



Niir PROJECT CONSULTANCY SERVICES

An ISO 9001:2015 Company



Who are we?

- *One of the leading reliable names in industrial world for providing the most comprehensive technical consulting services*
- *We adopt a systematic approach to provide the strong fundamental support needed for the effective delivery of services to our Clients' in India & abroad*



We at NPCS want to grow with you by providing solutions scale to suit your new operations and help you reduce risk and give a high return on application investments. We have successfully achieved top-notch quality standards with a high level of customer appreciation resulting in long lasting relation and large amount of referral work through technological breakthrough and innovative concepts. A large number of our Indian, Overseas and NRI Clients have appreciated our expertise for excellence which speaks volumes about our commitment and dedication to every client's success.



We bring deep, functional expertise, but are known for our holistic perspective: we capture value across boundaries and between the silos of any organization. We have proven a multiplier effect from optimizing the sum of the parts, not just the individual pieces. We actively encourage a culture of innovation, which facilitates the development of new technologies and ensures a high quality product.



What do we offer?

- *Project Identification*
- *Detailed Project Reports/Pre-feasibility Reports*
- *Market Research Reports*
- *Business Plan*
- *Technology Books and Directory*
- *Industry Trend*
- *Databases on CD-ROM*
- *Laboratory Testing Services*
- *Turnkey Project Consultancy/Solutions*
- *Entrepreneur India (An Industrial Monthly Journal)*

How are we different ?

- *We have two decades long experience in project consultancy and market research field*
- *We empower our customers with the prerequisite know-how to take sound business decisions*
- *We help catalyze business growth by providing distinctive and profound market analysis*
- *We serve a wide array of customers , from individual entrepreneurs to Corporations and Foreign Investors*
- *We use authentic & reliable sources to ensure business precision*

Our Approach

Requirement collection

Thorough analysis of the project

Economic feasibility study of the Project

Market potential survey/research

Report Compilation

Contact us

NIIR PROJECT CONSULTANCY SERVICES

106-E, Kamla Nagar, Opp. Spark Mall,
New Delhi-110007, India.

Email: npcs.ei@gmail.com , info@entrepreneurindia.co

Tel: +91-11-23843955, 23845654, 23845886, 8800733955

Mobile: +91-9811043595

Fax: +91-11-23845886

Website : www.entrepreneurindia.co , www.niir.org

Take a look at NIIR PROJECT CONSULTANCY SERVICES on #StreetView

<https://goo.gl/VstWkd>



Follow us

➤ <https://www.linkedin.com/company/niir-project-consultancy-services>

➤ <https://www.facebook.com/NIIR.ORG>

➤ <https://www.youtube.com/user/NIIRproject>

➤ <https://plus.google.com/+EntrepreneurIndiaNewDelhi>

➤ https://twitter.com/npcs_in

➤ <https://www.pinterest.com/npcsindia/>





For more information, visit us at:

www.niir.org

www.entrepreneurindia.co