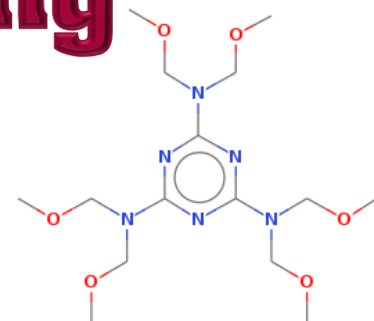
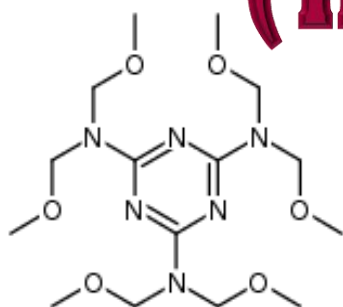


Hexamethoxymethyl Melamine

(HMMM) Manufacturing

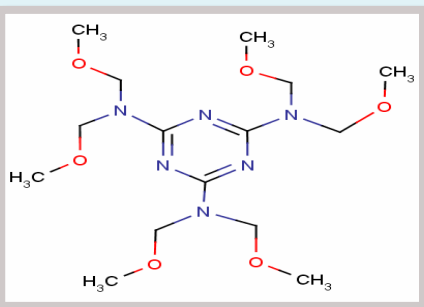
Business.



Profitable Business Ideas in Melamine Formaldehyde Resins Industry

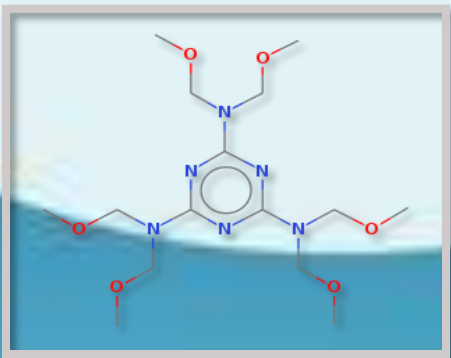
Introduction

Hexa (methoxymethyl) melamine (HMMM)-containing resins are used in the production of coatings and plastics for cans, coils, and automobiles. A previous study demonstrated that this compound was associated with acute toxic effects on daphnia. Hexamethoxymethyl Melamine (HMMM) HMMM is a Hexa (methoxymethyl) melamine resin. It is used as a crosslinking agent with resorcinol or a novolak resin and as an adhesion promoter in rubber compounds with a variety of substrates. It is recommended as a replacement for hexamethylene-tetramine due to lower toxicity and less effect on scorch times.



. It is Crosslinking agent is a commercial grade of Hexamethoxymethyl melamine (HMMM) which supplied in liquid form. It is a versatile crosslinking agent for a wide range of polymeric materials, both organo-soluble and water-borne. It is soluble in most commonly used organic solvent but solubility in water is limited-when blended with most other water-reducible resins, tolerates dilution in water.

Highly etherified, low molecular weight hexamethoxymethyl melamine-formaldehyde resin supplied in liquid form at 98% minimum solids and applying for high solid or waterborne finishes, Automotive or general metals finishes, Coil or container coatings and Inks.



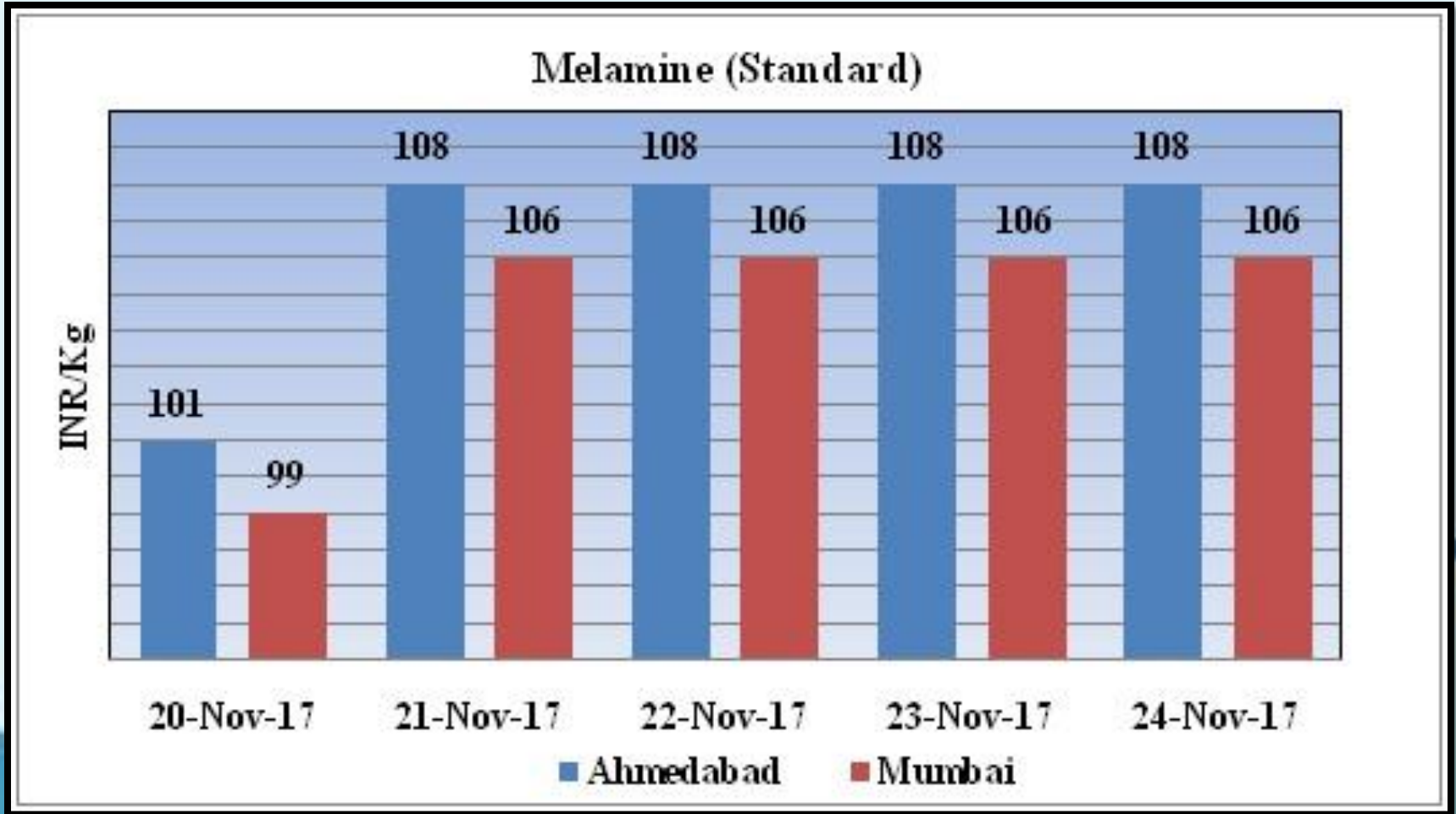
There is one member of the melamine-formaldehyde coating resin family that deserves special consideration. This is hexamethoxymethyl melamine (HMMM). This is a methylated rather than a butylated or isobutylated product. HMMM, as opposed to melamine-formaldehyde resins of the usual type, does not self-condense to any great degree. The reaction is primarily with the sites on the backbone of the principal film former, the alkyd resin.

Formaldehyde coating types HMMM will react with thermo settable acrylic polymers; either through hydroxyl or carboxyl groups, with the same improvement in properties as described for alkyd types HMMM is compatible with epoxy resins and may be used in the same manner as urea-formaldehyde resins are used to cross-link these polymers. Less is required, and improvements in initial color, gloss, and chemical resistance may be expected.

Melamine formaldehyde is used in variety of product which are valued on basis of its toughness and ease of manufacturing, resultantly most of the melamine formaldehyde resins are highly customized as per the requirements of particular application. The curing behavior and the degree of cross-linking of melamine and formaldehyde determines tailored products properties such as electrical resistance, thermal stability and mechanical properties. Melamine formaldehyde resins has been extensively used for surface coating, especially for automotive top coats and metal furniture. However rising government regulation over release of formaldehyde in environment is decreasing use of melamine formaldehyde for coating manufacturing. Most common uses of melamine formaldehyde resin includes dinnerware, bathroom accessories, electrical breakers, receptacles, knobs and handles, kitchen utensils, appliance components, adhesives, laminates, textile, medium density fiberboard and hard boards among others.

Melamine (Commercial) Weekly Report 25 Nov 2017

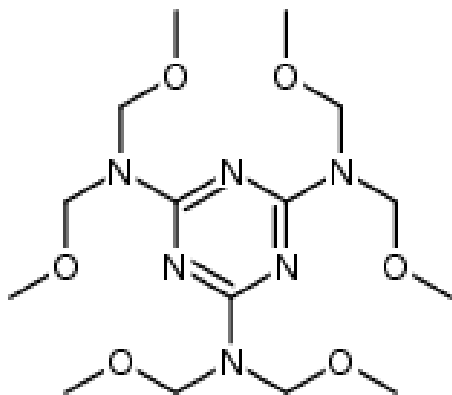
Weekly Price Trend: 20-11-2017 to 24-11-2017



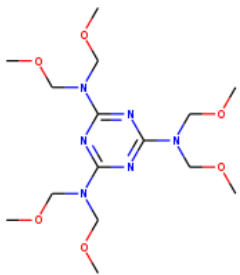
Melamine is an organic chemical compound obtained by thermal decomposition of urea in a liquid phase reaction. It exists in powder form at room temperature and is commercially available in white crystalline powder form with 99.8% purity. Melamine readily reacts with formaldehyde to produce melamine-formaldehyde (MF) resins.

Demand for melamine is largely attributed to strong growth in the global construction industry and rising demand for lightweight and low-emission automotive. MF resins are widely employed in the manufacture of laminated wooden panels. These resins exhibit strong resistance to heat, stain, abrasion, and chemical reaction; thus, these are extensively employed in construction applications such as remodeling, furniture, and specialties laminates for electrical applications.

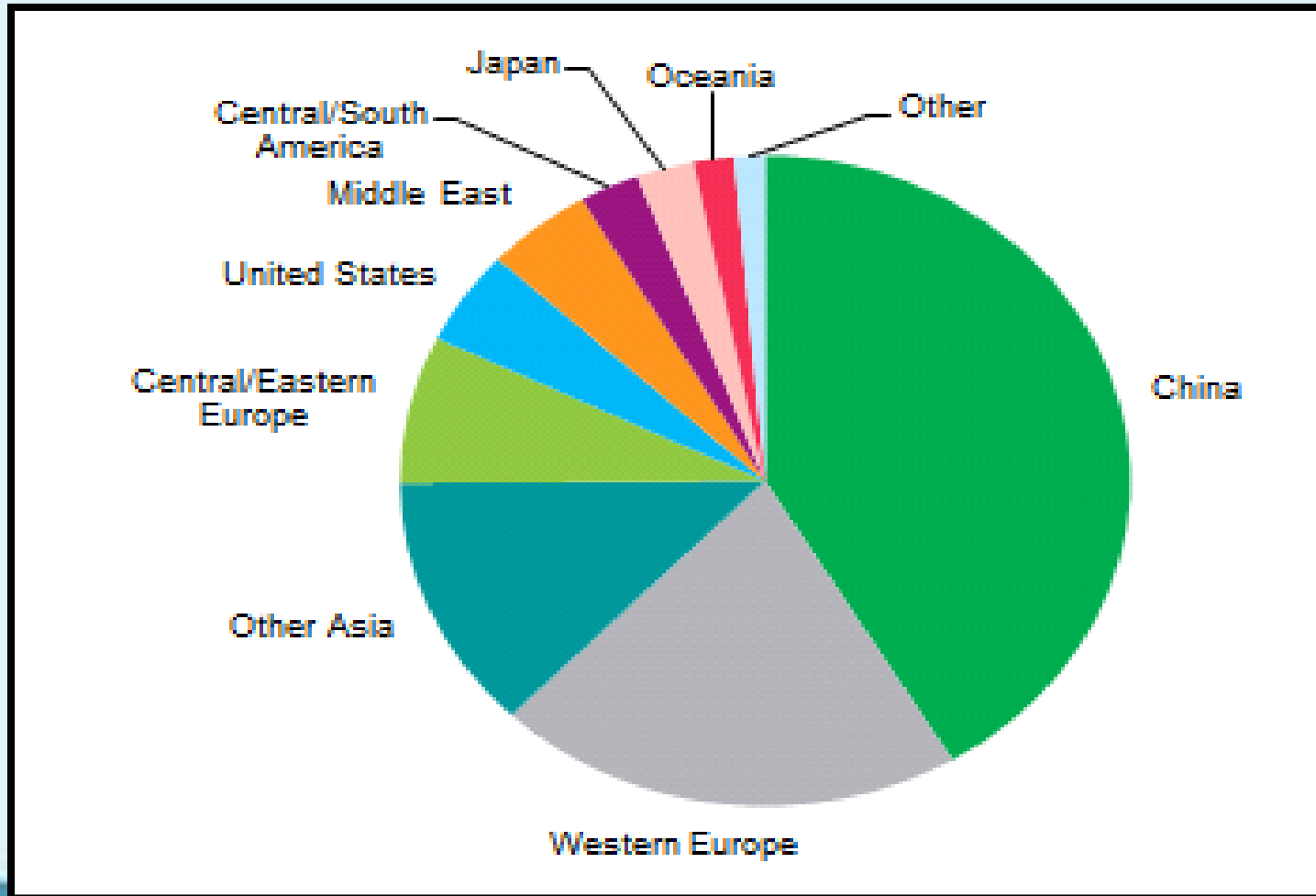
The melamine market is largely driven by demand for laminates in building & construction activities. In terms of revenue, laminates accounted for more than 50% share of the global melamine market in 2014. Adhesives & sealants is another key application of melamine; this segment is projected to witness above-average growth rate during the forecast period. Other key applications of melamine include molding compounds, paints & coatings, flame retardants, textile resins, concrete plasticizers, and paper finish.



Rapid urbanization, increase in disposable income, and rise in standard of living are key factors contributing to robust growth of the building and construction industry. This is one of the key drivers for the melamine market. Melamine resins are also used in the production of adhesives that are largely employed in panel laminations, hotline fixing of car seats, headlamps, trim, and other interior component assemblies in the automotive industry. Thus, rising importance of lightweight vehicles with lower emissions and increased fuel efficiency is expected to eliminate the usage of fixtures such as screws, nuts, and clamps in automotive assembling.

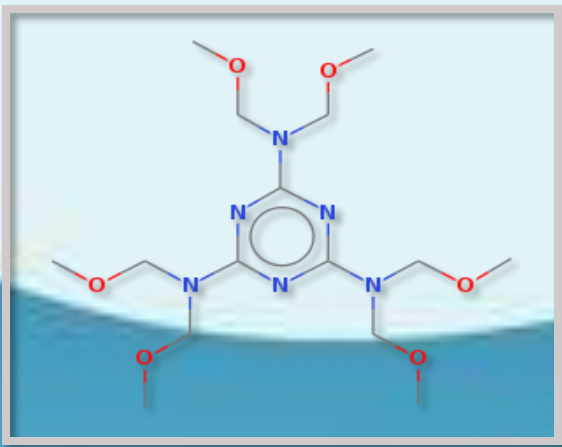


Global Consumption of Melamine (2017)



Countries in Eastern Europe including Turkey, Russia, and Poland are anticipated to exhibit high growth in the melamine market during the forecast period. North America is projected to witness sluggish growth in the melamine market in the next few years. Latin America is expected to exhibit high growth owing to high demand for melamine in laminates and paper finish applications.

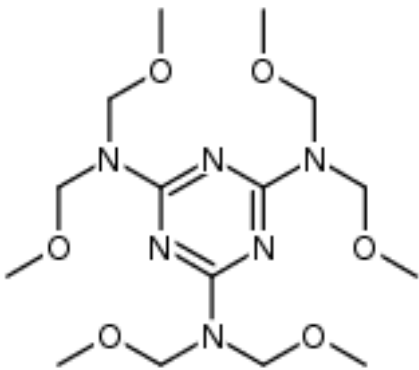
Melamine is a white crystalline powder with 99.8% purity and is commonly used in the production of melamine-formaldehyde (MF) resins. Melamine-based resins are moisture-resistant and hard.



Melamine contains nearly 66% nitrogen by mass. Thus, it offers flame-retardant properties when mixed with resins. MF resins release nitrogen gas when burned or charred. Melamine is used in a broad range of applications such as laminates, adhesives, molding compounds, surface coatings, paper treatments, textile resins, and flame retardants. Rapid urbanization, increase in disposable income, and rise in standard of living are key factors contributing to robust growth of the building and construction industry.

The global melamine formaldehyde market is growing, owing to the huge demand for manufacturing laminates and adhesives. Apart from this, melamine formaldehyde is widely used in the construction industry in the form of sulfonated melamine formaldehyde in concrete plasticizers. Growing population coupled with increase in urbanization drives the overall construction industry, which in turn is expected to boost the growth of the overall melamine formaldehyde market.

Increasing use of melamine formaldehyde in automotive manufacturing contributes to overall growth in the global melamine formaldehyde market. The building & construction sector, automotive market, and packaging market have seen growth or resurgence that has contributed to projected increase in the world-wide market for melamine formaldehyde. Melamine formaldehyde resins are thermally resistant due to which adhesives which are manufactured from melamine formaldehyde offer diverse advantages which contribute to the consumer product value.



Urea formaldehyde (UF) resin is an opaque cross linked thermosetting polymer produced by condensation of urea and formaldehyde in an aqueous solution in the presence of ammonia as an alkaline catalyst. The product of the reaction is a colorless solution that is dried to form a powder for end applications. Urea formaldehyde solutions can be strengthened with an addition of cellulose and can also be tinted by adding pigments to make light, thin, strong, colorful, and translucent articles for household applications. The Asia Pacific urea formaldehyde resin market is estimated to grow to \$3,427.7 million by 2018 at a CAGR of 6.6% from the year 2013-2018.

Few Indian major players are as under

- **Adarsh Chemicals & Fertilisers Ltd.**
- **Gujarat State Fertilizers & Chemicals Ltd.**
- **Jay Chemical Inds. Ltd.**

Machinery Photographs



Caustic Preparation Tank



Storage Tank



Intermediate Tank



Tubular Reactor

Project at a Glance

COST OF PROJECT				MEANS OF FINANCE			
Particulars	Existing	Proposed	Total	Particulars	Existing	Proposed	Total
Land & Site Development Exp.	0.00	160.00	160.00	Capital	0.00	150.12	150.12
Buildings	0.00	114.80	114.80	Share Premium	0.00	0.00	0.00
Plant & Machineries	0.00	185.00	185.00	Other Type Share Capital	0.00	0.00	0.00
Motor Vehicles	0.00	12.00	12.00	Reserves & Surplus	0.00	0.00	0.00
Office Automation Equipments	0.00	52.00	52.00	Cash Subsidy	0.00	0.00	0.00
Technical Knowhow Fees & Exp.	0.00	15.00	15.00	Internal Cash Accruals	0.00	0.00	0.00
Franchise & Other Deposits	0.00	0.00	0.00	Long/Medium Term Borrowings	0.00	450.37	450.37
Preliminary & Pre-operative Exp	0.00	3.00	3.00	Debentures / Bonds	0.00	0.00	0.00
Provision for Contingencies	0.00	16.00	16.00	Unsecured Loans/Deposits	0.00	0.00	0.00
Margin Money - Working Capital	0.00	42.69	42.69				
TOTAL	0.00	600.49	600.49	TOTAL	0.00	600.49	600.49

Project at a Glance

Year	Annualised		Book Value	Debt	Dividend	Retained Earnings		Payout	Probable Market Price	P/E Ratio	Yield Price/Book Value
	EPS	CEPS	Per Share		Per Share	Per Share		%		No.of Times	%
1-2	5.60	8.92	15.60	24.00	0.00	100.00	5.60	0.00	5.60	1.00	0.00
2-3	8.77	11.65	24.37	18.00	0.00	100.00	8.77	0.00	8.77	1.00	0.00
3-4	11.84	14.36	36.21	12.00	0.00	100.00	11.84	0.00	11.84	1.00	0.00
4-5	14.77	16.97	50.98	6.00	0.00	100.00	14.77	0.00	14.77	1.00	0.00
5-6	17.53	19.45	68.51	0.00	0.00	100.00	17.53	0.00	17.53	1.00	0.00

Project at a Glance

Year	D. S. C. R.			Debt / Equity - Deposits Debt	Equity as-Equity	Total Net Worth	Return on Net Worth	Profitability Ratio					Assets Turnover Ratio	Current Ratio
	Individual	Cumulative	Overall					GPM	PBT	PAT	Net Contribution	P/V Ratio		
	(Number of times)			(Number of times)		%	%	%	%	%		%		
Initial				3.00	3.00									
1-2	1.31	1.31		1.54	1.54	2.32		13.50%	7.54%	5.22%	630.39	39.17%	2.10	0.99
2-3	1.66	1.48		0.74	0.74	1.32		15.57%	10.71%	7.01%	735.42	39.17%	2.25	1.27
3-4	2.06	1.66	2.05	0.33	0.33	0.77		16.93%	12.93%	8.29%	840.48	39.17%	2.25	1.63
4-5	2.53	1.85		0.12	0.12	0.47		17.82%	14.46%	9.19%	945.54	39.17%	2.16	2.03
5-6	3.09	2.05		0.00	0.00	0.29		18.37%	15.51%	9.81%	1050.60	39.17%	2.03	3.22

Project at a Glance

BEP

BEP - Maximum Utilisation Year	5
Cash BEP (% of Installed Capacity)	57.66%
Total BEP (% of Installed Capacity)	60.40%
IRR, PAYBACK and FACR	
Internal Rate of Return .. (In %age)	27.31%
Payback Period of the Project is (In Years)	2 Years 3 Months
Fixed Assets Coverage Ratio (No. of times)	7.224

Major Queries/Questions Answered in the Report?

- 1. What is Hexamethoxymethyl Melamine Manufacturing industry ?**
- 2. How has the Hexamethoxymethyl Melamine Manufacturing industry performed so far and how will it perform in the coming years ?**
- 3. What is the Project Feasibility of Hexamethoxymethyl Melamine Manufacturing Plant ?**
- 4. What are the requirements of Working Capital for setting up Hexamethoxymethyl Melamine Manufacturing plant ?**

- 5. What is the structure of the Hexamethoxymethyl Melamine Manufacturing Business and who are the key/major players ?**
- 6. What is the total project cost for setting up Hexamethoxymethyl Melamine Manufacturing Business?**
- 7. What are the operating costs for setting up Hexamethoxymethyl Melamine Manufacturing plant ?**
- 8. What are the machinery and equipment requirements for setting up Hexamethoxymethyl Melamine Manufacturing plant ?**

9. Who are the Suppliers and Manufacturers of Plant & Machinery for setting up Hexamethoxymethyl Melamine Manufacturing plant ?

10. What are the requirements of raw material for setting up Hexamethoxymethyl Melamine Manufacturing plant ?

11. Who are the Suppliers and Manufacturers of Raw materials for setting up Hexamethoxymethyl Melamine Manufacturing Business?

12. What is the Manufacturing Process of Hexamethoxymethyl Melamine?

- 13. What is the total size of land required for setting up Hexamethoxymethyl Melamine Manufacturing plant ?**
- 14. What will be the income and expenditures for Hexamethoxymethyl Melamine Manufacturing Business?**
- 15. What are the Projected Balance Sheets of Hexamethoxymethyl Melamine Manufacturing plant ?**
- 16. What are the requirement of utilities and overheads for setting up Hexamethoxymethyl Melamine Manufacturing plant?**
- 17. What is the Built up Area Requirement and cost for setting up Hexamethoxymethyl Melamine Manufacturing Business?**

- 18. What are the Personnel (Manpower) Requirements for setting up Hexamethoxymethyl Melamine Manufacturing Business?**
- 19. What are Statistics of Import & Export for Hexamethoxymethyl Melamine ?**
- 20. What is the time required to break-even of Hexamethoxymethyl Melamine Manufacturing Business?**
- 21. What is the Break-Even Analysis of Hexamethoxymethyl Melamine Manufacturing plant?**
- 22. What are the Project financials of Hexamethoxymethyl Melamine Manufacturing Business?**

23. What are the Profitability Ratios of Hexamethoxymethyl Melamine Manufacturing Project?

24. What is the Sensitivity Analysis-Price/Volume of Hexamethoxymethyl Melamine Manufacturing plant?

25. What are the Projected Pay-Back Period and IRR of Hexamethoxymethyl Melamine Manufacturing plant?

26. What is the Process Flow Sheet Diagram of Hexamethoxymethyl Melamine Manufacturing project?

27. What are the Market Opportunities for setting up Hexamethoxymethyl Melamine Manufacturing plant?

28. What is the Market Study and Assessment for setting up Hexamethoxymethyl Melamine Manufacturing Business?

29. What is the Plant Layout for setting up Hexamethoxymethyl Melamine Manufacturing Business?

Table of Contents of the Project Report

1. PROJECT LOCATION

- 1.1. DISTRICT PROFILE & GEOTECHNICAL SITE CHARACTERIZATION
 - 1.1.1. General
 - 1.1.2. Geography
 - 1.1.3. Demographics
 - 1.1.4. Map
 - 1.1.5. Rivers
 - 1.1.6. Weather/Climate
 - 1.1.7. Industry
 - 1.1.8. Industry at a Glance
 - 1.1.9. Education
 - 1.1.10. Tourism
 - 1.1.11. Accessibility
 - 1.1.12. Agriculture
 - 1.1.13. Transport

2. INTRODUCTION

3. PROPERTIES

- 3.1. PHYSICAL PROPERTIES
- 3.2. CHEMICAL STRUCTURE
- 3.3. SPECIAL PROPERTIES OF HMMM
- 3.4. SAFETY REQUIREMENT

4. B.I.S. SPECIFICATION

- 4.1. IS: 1969 (PART 1): 2009: TEXTILES – TENSILE PROPERTIES OF FABRICS
DETERMINATION OF MAXIMUM FORCE AND ELONGATION AT MAXIMUM FORCE
(THIRD REVISION)

4.2. IS: 2046 – 1995 DECORATIVE THERMOSETTING SYNTHETIC RESIN BONDED LAMINATED SHEETS – SPECIFICATION (SECOND REVISION)

5. MARKET SURVEY

5.1. DOMESTIC MARKET

5.2. GLOBAL MARKET

5.3. CROSSLINKING AGENTS MARKET

6. EXPORT & IMPORT: ALL COUNTRIES

6.1. EXPORT: ALL COUNTRIES

6.2. IMPORT: ALL COUNTRIES

7. FINANCIALS & COMPARISON OF MAJOR PLAYERS/COMPANIES

7.1. ABOUT FINANCIAL STATEMENTS OF CMIE DATABASE

7.2. PROFITS & APPROPRIATIONS

7.3. TOTAL LIABILITIES

7.4. TOTAL ASSETS

7.5. NET CASH FLOW FROM OPERATING ACTIVITIES

7.6. SECTION – I

7.6.1. Name of Company with Contact Details

7.6.2. Name of Director(S)

7.6.3. Plant Capacity

7.6.4. Location of Plant

7.6.5. Name of Raw Material(S) Consumed With Quantity & Cost

7.7. SECTION – II

7.7.1. Assets

7.7.2. Cash Flow

7.7.3. Cost as % Ge of Sales

- 7.7.4. Forex Transaction
- 7.7.5. Growth in Assets & Liabilities
- 7.7.6. Growth in Income & Expenditure
- 7.7.7. Incorporation Year, industry Group, Industry Type and Main Product
- 7.7.8. Income & Expenditure
- 7.7.9. Liabilities
- 7.7.10. Liquidity Ratios
- 7.7.11. Profitability Ratio
- 7.7.12. Profits
- 7.7.13. Return Ratios
- 7.7.14. Stock Price and Ratio
- 7.7.15. Structure of Assets & Liabilities (%)
- 7.7.16. Working Capital & Turnover Ratios

8. PRESENT MANUFACTURERS

9. RAW MATERIAL DETAILS

10. MANUFACTURING PROCESS

11. PROCESS FLOW DIAGRAM

12. PLANT AND MACHINERY

13. SUPPLIERS OF PLANT & MACHINERY

14. SUPPLIERS OF RAW MATERIAL



15. PHOTOGRAPHS/IMAGES FOR REFERENCE

- 15.1. PRODUCT PHOTOGRAPHS
- 15.2. MACHINERY PHOTOGRAPHS
- 15.3. RAW MATERIAL PHOTOGRAPHS

16. PLANT LAYOUT

Project Financials

Project at a Glance	Annexure
• Assumptions for Profitability workings	1
• Plant Economics.....	2
• Production Schedule.....	3
• Land & Building.....	4
Factory Land & Building	
Site Development Expenses	

- **Plant & Machinery.....5**
 - Indigenous Machineries**
 - Other Machineries (Miscellaneous, Laboratory etc.)**

- **Other Fixed Assets.....6**
 - Furniture & Fixtures**
 - Pre-operative and Preliminary Expenses**
 - Technical Knowhow**
 - Provision of Contingencies**

- **Working Capital Requirement Per Month.....7**
 - Raw Material**
 - Packing Material**
 - Lab & ETP Chemical Cost**
 - Consumable Store**

- **Overheads Required Per Month and Per Annum.....8**
 - Utilities & Overheads (Power, Water and Fuel Expenses etc.)**
 - Royalty and Other Charges**
 - Selling and Distribution Expenses**

- **Salary and Wages9**

- **Turnover Per Annum10**

- **Share Capital.....11**
 - Equity Capital**
 - Preference Share Capital**

- **Annexure 1 :: Cost of Project and Means of Finance**
- **Annexure 2 :: Profitability and Net Cash Accruals**
 - **Revenue/Income/Realisation**
 - **Expenses/Cost of Products/Services/Items**
 - **Gross Profit**
 - **Financial Charges**
 - **Total Cost of Sales**
 - **Net Profit After Taxes**
 - **Net Cash Accruals**

• **Annexure 3 :: Assessment of Working Capital requirements**

- **Current Assets**
- **Gross Working Capital**
- **Current Liabilities**
- **Net Working Capital**
- **Working Note for Calculation of Work-in-process**

• **Annexure 4 :: Sources and Disposition of Funds**

- **Annexure 5 :: Projected Balance Sheets**

- **ROI (Average of Fixed Assets)**
- **RONW (Average of Share Capital)**
- **ROI (Average of Total Assets)**

- **Annexure 6 :: Profitability Ratios**

- **D.S.C.R**
- **Earnings Per Share (EPS)**
- **Debt Equity Ratio**

• **Annexure 7 :: Break-Even Analysis**

- **Variable Cost & Expenses**
- **Semi-Variable/Semi-Fixed Expenses**
- **Profit Volume Ratio (PVR)**
- **Fixed Expenses / Cost**
- **B.E.P**

- **Annexure 8 to 11 :: Sensitivity Analysis-Price/Volume**

- **Resultant N.P.B.T**
- **Resultant D.S.C.R**
- **Resultant PV Ratio**
- **Resultant DER**
- **Resultant ROI**
- **Resultant BEP**

- **Annexure 12 :: Shareholding Pattern and Stake Status**

- **Equity Capital**
- **Preference Share Capital**

- **Annexure 13 :: Quantitative Details-Output/Sales/Stocks**

- **Determined Capacity P.A of Products/Services**
- **Achievable Efficiency/Yield % of Products/Services/Items**
- **Net Usable Load/Capacity of Products/Services/Items**
- **Expected Sales/ Revenue/ Income of Products/ Services/ Items**

- **Annexure 14** :: **Product wise Domestic Sales Realisation**
- **Annexure 15** :: **Total Raw Material Cost**
- **Annexure 16** :: **Raw Material Cost per unit**
- **Annexure 17** :: **Total Lab & ETP Chemical Cost**
- **Annexure 18** :: **Consumables, Store etc.**
- **Annexure 19** :: **Packing Material Cost**
- **Annexure 20** :: **Packing Material Cost Per Unit**

- **Annexure 21** :: **Employees Expenses**
- **Annexure 22** :: **Fuel Expenses**
- **Annexure 23** :: **Power/Electricity Expenses**
- **Annexure 24** :: **Royalty & Other Charges**
- **Annexure 25** :: **Repairs & Maintenance Expenses**
- **Annexure 26** :: **Other Manufacturing Expenses**
- **Annexure 27** :: **Administration Expenses**
- **Annexure 28** :: **Selling Expenses**

- **Annexure 29 :: Depreciation Charges – as per Books (Total)**
- **Annexure 30 :: Depreciation Charges – as per Books (P & M)**
- **Annexure 31 :: Depreciation Charges - as per IT Act WDV (Total)**
- **Annexure 32 :: Depreciation Charges - as per IT Act WDV (P & M)**
- **Annexure 33 :: Interest and Repayment - Term Loans**
- **Annexure 34 :: Tax on Profits**
- **Annexure 35 :: Projected Pay-Back Period and IRR**

Reasons for Buying our Report:

- **This report helps you to identify a profitable project for investing or diversifying into by throwing light to crucial areas like industry size, market potential of the product and reasons for investing in the product**
- **This report provides vital information on the product like it's characteristics and segmentation**
- **This report helps you market and place the product correctly by identifying the target customer group of the product**

- **This report helps you understand the viability of the project by disclosing details like machinery required, project costs and snapshot of other project financials**
- **The report provides a glimpse of government regulations applicable on the industry**
- **The report provides forecasts of key parameters which helps to anticipate the industry performance and make sound business decisions**

Our Approach:

- **Our research reports broadly cover Indian markets, present analysis, outlook and forecast for a period of five years.**
- **The market forecasts are developed on the basis of secondary research and are cross-validated through interactions with the industry players**
- **We use reliable sources of information and databases. And information from such sources is processed by us and included in the report**

Scope of the Report

The report titled “Market Survey cum Detailed Techno Economic Feasibility Report on Hexamethoxymethyl Melamine (HMMM).” provides an insight into Hexamethoxymethyl Melamine (HMMM) market in India with focus on uses and applications, Manufacturing Process, Process Flow Sheets, Plant Layout and Project Financials of Hexamethoxymethyl Melamine (HMMM) project. The report assesses the market sizing and growth of the Indian Hexamethoxymethyl Melamine (HMMM) Industry. While expanding a current business or while venturing into new business, entrepreneurs are often faced with the dilemma of zeroing in on a suitable product/line. And before diversifying/venturing into any product, they wish to study the following aspects of the identified product:

- **Good Present/Future Demand**
- **Export-Import Market Potential**
- **Raw Material & Manpower Availability**
- **Project Costs and Payback Period**

We at NPCS, through our reliable expertise in the project consultancy and market research field, have demystified the situation by putting forward the emerging business opportunity in the Hexamethoxymethyl Melamine (HMMM) sector in India along with its business prospects. Through this report we have identified Hexamethoxymethyl Melamine (HMMM) project as a lucrative investment avenue.

Tags

Hexa (Methoxymethyl) Melamine, Process for Preparing Hexakis\Methoxymethyl\Melamine, Hexamethoxymethyl Melamine (HMMM), Hexamethoxymethyl Melamine Type Resin, Melamine Formaldehyde Resin, Cross-Linking Agent, HMMM, Hexamethoxymethyl Melamine Resin Manufacture, Melamine-Formaldehyde Resins, Cross-Linker, Project Report on Hexamethoxymethyl Melamine (HMMM), Detailed Project Report on Hexamethoxymethyl Melamine (HMMM), Project Report on Hexamethoxymethyl Melamine (HMMM), Pre-Investment Feasibility Study on Hexamethoxymethyl Melamine (HMMM), Techno-Economic feasibility study on Hexamethoxymethyl Melamine (HMMM), Feasibility report on Hexamethoxymethyl Melamine (HMMM), Free Project Profile on Hexamethoxymethyl Melamine (HMMM), Project profile on Hexamethoxymethyl Melamine (HMMM), Download free project profile on Hexamethoxymethyl Melamine (HMMM), Melamine Formaldehyde Resins Industry, Melamine Formaldehyde Resin, Melamine & Urea Formaldehyde, Melamine Formaldehyde Resin Manufacturing Process, Manufacture of Sulfonated Melamine-Formaldehyde Resins, Urea-Melamine-Formaldehyde Resin, Melamine Production Process, Urea-Formaldehyde Resin manufacture, Urea Formaldehydes Resin Plant

**Niir Project Consultancy Services (NPCS)
can provide Detailed Project Report on
Hexamethoxymethyl Melamine (HMMM)
Manufacturing Business.
Profitable Business Ideas in Melamine
Formaldehyde Resins Industry**

See more

<https://goo.gl/hNRM97>

<https://goo.gl/kNDdXf>

<https://goo.gl/JLo3Sj>



Visit us at

www.entrepreneurindia.co



www.entrepreneurindia.co

**Take a look at
Niir Project Consultancy Services
on #Street View**

<https://goo.gl/VstWkd>

*Locate us on
Google Maps*

<https://goo.gl/maps/BKkUtq9gevT2>

OUR CLIENTS

Our inexhaustible Client list includes public-sector companies, Corporate Houses, Government undertaking, individual entrepreneurs, NRI, Foreign investors, non-profit organizations and educational institutions from all parts of the World. The list is just a glimpse of our esteemed & satisfied Clients.

Click here to take a look
<https://goo.gl/G3ICjV>

Free Instant Online Project

Identification and Selection Service

Our Team has simplified the process for you by providing a "Free Instant Online Project Identification & Selection" search facility to identify projects based on multiple search parameters related to project costs namely: Plant & Machinery Cost, Total Capital Investment, Cost of the project, Rate of Return% (ROR) and Break Even Point % (BEP). You can sort the projects on the basis of mentioned pointers and identify a suitable project matching your investment requisites.....[Read more](#)



Download Complete List of Project

Reports:

▪ Detailed Project Reports

NPCS is manned by engineers, planners, specialists, financial experts, economic analysts and design specialists with extensive experience in the related industries.

Our Market Survey cum Detailed Techno Economic Feasibility Report provides an insight of market in India. The report assesses the market sizing and growth of the Industry. While expanding a current business or while venturing into new business, entrepreneurs are often faced with the dilemma of zeroing in on a suitable product/line.



And before diversifying/venturing into any product, they wish to study the following aspects of the identified product:

- **Good Present/Future Demand**
- **Export-Import Market Potential**
- **Raw Material & Manpower Availability**
- **Project Costs and Payback Period**

The detailed project report covers all aspect of business, from analyzing the market, confirming availability of various necessities such as Manufacturing Plant, Detailed Project Report, Profile, Business Plan, Industry Trends, Market Research, Survey, Manufacturing Process, Machinery, Raw Materials, Feasibility Study, Investment Opportunities, Cost and Revenue, Plant Economics, Production Schedule,



Working Capital Requirement, uses and applications, Plant Layout, Project Financials, Process Flow Sheet, Cost of Project, Projected Balance Sheets, Profitability Ratios, Break Even Analysis. The DPR (Detailed Project Report) is formulated by highly accomplished and experienced consultants and the market research and analysis are supported by a panel of experts and digitalized data bank.

We at NPCS, through our reliable expertise in the project consultancy and market research field, have demystified the situation by putting forward the emerging business opportunity in India along with its business prospects.....[Read more](#)



Contact us

NIIR PROJECT CONSULTANCY SERVICES

106-E, Kamla Nagar, Opp. Spark Mall,

New Delhi-110007, India.

Email: npcs.ei@gmail.com , info@entrepreneurindia.co

Tel: +91-11-23843955, 23845654, 23845886, 8800733955

Mobile: +91-9811043595

Fax: +91-11-23845886

Website : www.entrepreneurindia.co , www.niir.org

Take a look at NIIR PROJECT CONSULTANCY SERVICES on #StreetView

<https://goo.gl/VstWkd>



Niir PROJECT CONSULTANCY SERVICES

An ISO 9001:2015 Company



www.entrepreneurindia.co

Who are we?

- *One of the leading reliable names in industrial world for providing the most comprehensive technical consulting services*
- *We adopt a systematic approach to provide the strong fundamental support needed for the effective delivery of services to our Clients' in India & abroad*



We at NPCS want to grow with you by providing solutions scale to suit your new operations and help you reduce risk and give a high return on application investments. We have successfully achieved top-notch quality standards with a high level of customer appreciation resulting in long lasting relation and large amount of referral work through technological breakthrough and innovative concepts. A large number of our Indian, Overseas and NRI Clients have appreciated our expertise for excellence which speaks volumes about our commitment and dedication to every client's success.



We bring deep, functional expertise, but are known for our holistic perspective: we capture value across boundaries and between the silos of any organization. We have proven a multiplier effect from optimizing the sum of the parts, not just the individual pieces. We actively encourage a culture of innovation, which facilitates the development of new technologies and ensures a high quality product.



What do we offer?

- *Project Identification*
- *Detailed Project Reports/Pre-feasibility Reports*
- *Market Research Reports*
- *Business Plan*
- *Technology Books and Directory*
- *Industry Trend*
- *Databases on CD-ROM*
- *Laboratory Testing Services*
- *Turnkey Project Consultancy/Solutions*
- *Entrepreneur India (An Industrial Monthly Journal)*

How are we different ?

- *We have two decades long experience in project consultancy and market research field*
- *We empower our customers with the prerequisite know-how to take sound business decisions*
- *We help catalyze business growth by providing distinctive and profound market analysis*
- *We serve a wide array of customers , from individual entrepreneurs to Corporations and Foreign Investors*
- *We use authentic & reliable sources to ensure business precision*



Our Approach

Requirement collection

Thorough analysis of the project

Economic feasibility study of the Project

Market potential survey/research

Report Compilation

Contact us

NIIR PROJECT CONSULTANCY SERVICES

106-E, Kamla Nagar, Opp. Spark Mall,
New Delhi-110007, India.

Email: npcs.ei@gmail.com , info@entrepreneurindia.co

Tel: +91-11-23843955, 23845654, 23845886, 8800733955

Mobile: +91-9811043595

Fax: +91-11-23845886

Website : www.entrepreneurindia.co , www.niir.org

Take a look at NIIR PROJECT CONSULTANCY SERVICES on #StreetView

<https://goo.gl/VstWkd>



Follow us



➤ <https://www.linkedin.com/company/niir-project-consultancy-services>



➤ <https://www.facebook.com/NIIR.ORG>



➤ <https://www.youtube.com/user/NIIRproject>



➤ <https://plus.google.com/+EntrepreneurIndiaNewDelhi>



➤ https://twitter.com/npcs_in



➤ <https://www.pinterest.com/npcsindia/>





For more information, visit us at:

www.niir.org

www.entrepreneurindia.co