



# **Palm Oil Production and Processing Industry.**

## **Profitable Edible Oil Manufacturing Business**

# Introduction

**Palm oil is an edible vegetable oil high in saturated fats and free of Tran's fats. Palm oil is made from the fruits of trees called African oil palms. It is a type of vegetable oil, like sunflower or rapeseed oil. Oil palm flourishes in the humid tropics and produces high yield when grown 10 degrees north and south of the equator. The trees originally came from west and South-West Africa. They grow naturally in tropical rainforest areas, but they also are being planted and farmed especially to produce more palm oil.**



**Palm oil is the most widely-used vegetable oil in the world. Palm fruit oil, generally known as palm oil, is produced from the pulp of the fruit of the oil palm tree (*Elaeis Guineensis*). This tropical fruit is reddish in colour because of a high beta-carotene content. The fruit is about the size of a large olive. The fruit has a single seed or kernel, which is used to produce palm kernel oil. Each palm fruit contains about 30-35 per cent oil. Palm fruit oil and palm kernel oil differ significantly in their fatty acid composition, but have the same botanical origin.**

**Palm oil is the second most widely produced edible oil. Each year, Australia imports approximately 130,000 tons of palm oil.**



**Palm oil and its derivatives are found in around 50 percent of all packaged foods on Australian shelves. It has a longer shelf life than other vegetable oils making it more appealing for food production. Palm oil is found in many food products including biscuits, chips, crackers and batters. It is also found in toothpaste, soap, shampoo and cosmetics.**

**Palm oil plantations are the main driver for deforestation in Indonesia and Malaysia. These two regions account for 85 percent of global production of palm oil.**



## **Uses of Palm Oil:**

- **Palm Oil is used in around 50% of products consumers purchase and use on a daily basis. Palm Oil and derivatives otherwise known as fractions of the oil are used in the manufacture of prepackaged food, cosmetics, cleaning products, hair care, soaps and personal care items. Palm Wax is used in the manufacture of candles.**
- **Palm Oil is also used to manufacture bio fuel. Palm is also used as feed for livestock named as palm kernel cake (PKC) which is a by-product of palm kernel oil. PKC is considered a medium grade protein feed used to fatten cattle and other livestock.**
- **Palm oil is used for cooking and is also added to many ready-to-eat foods in your grocery store.**





- **Its taste is considered savory and earthy.**
- **Some people describe its flavor as being similar to carrot or pumpkin.**
- **This oil is a staple in West African and tropical cuisines, and it's especially well-suited for curries and other spicy dishes.**
- **It is often used for sautéing or frying because it has a high smoke point of 450°F (232°C) and remains stable under high heat (2).**
- **Palm oil is sometimes added to peanut butter and other nut butters as a stabilizer to prevent the oil from separating and settling at the top of the jar.**



**In addition to nut butters, palm oil can be found in several other foods, including:**

- **Cereals**
- **Baked goods like bread, cookies and muffins**
- **Protein bars and diet bars**
- **Chocolate**
- **Coffee creamers**
- **Margarine**



**Palm oil is a very productive crop. It offers a far greater yield at a lower cost of production than other vegetable oils. Global production of and demand for palm oil is increasing rapidly. Plantations are spreading across Asia, Africa and Latin America. But such expansion comes at the expense of tropical forests—which form critical habitats for many endangered species and a lifeline for some human communities.**

**In addition to use as a cooking medium in households, institutions and processed food industry, palm oil has non-food industrial applications too. The oil is used in soaps, detergents, surfactants, cosmetics and many others.**





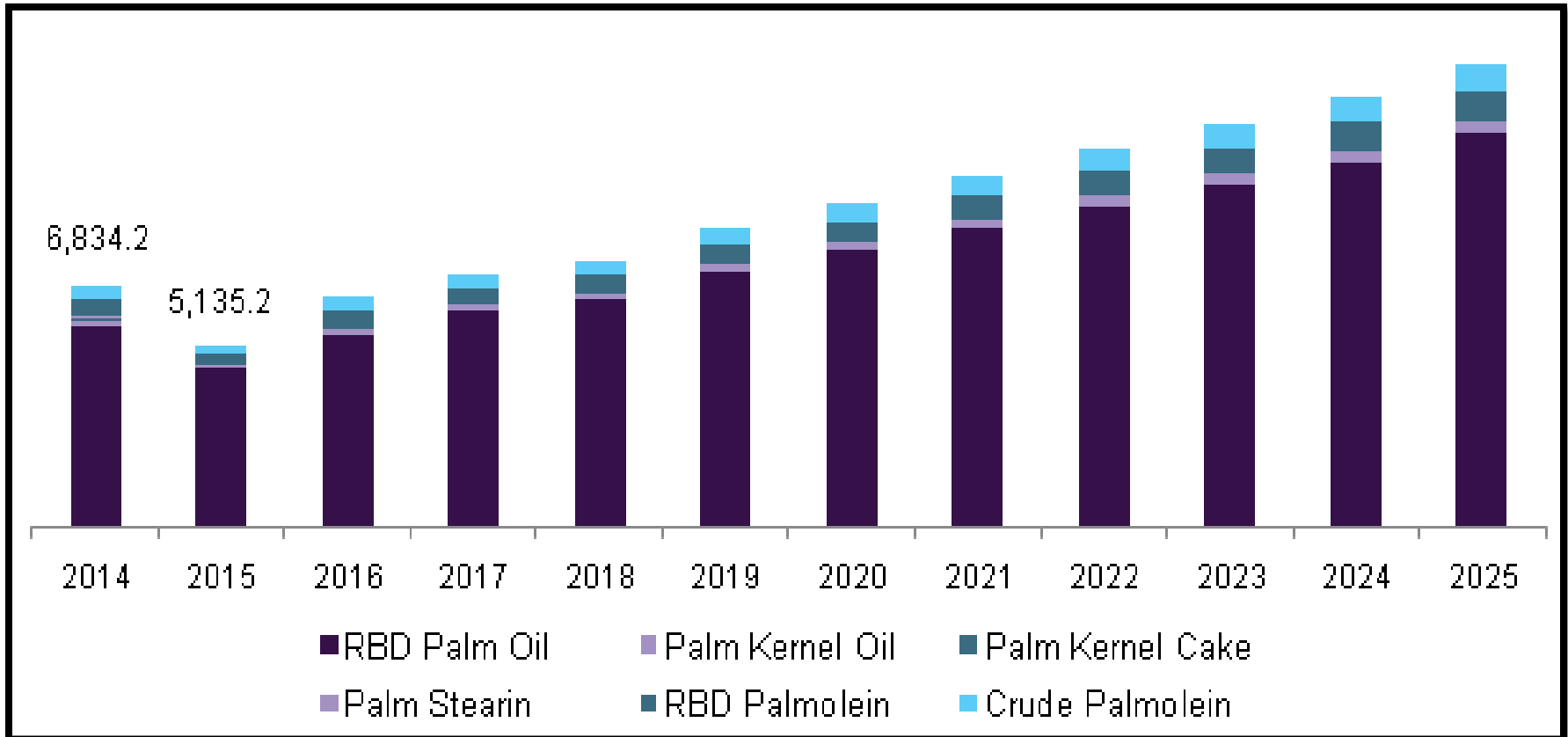
## Market Outlook

**Palm oil market size in India was valued at USD 5.16 billion in 2015. Increasing demand for edible oils owing to the burgeoning population and improving economic conditions is anticipated to remain the key growth driving factor over the forecast period.**

**The industry in India presents massive potential for growth since the government has allowed 100% FDI in plantation and has also pledged huge financial aid to farmers in upcoming years. This development is likely to encourage domestic cultivation landscape and generate greater profit margins and opportunities for companies.**



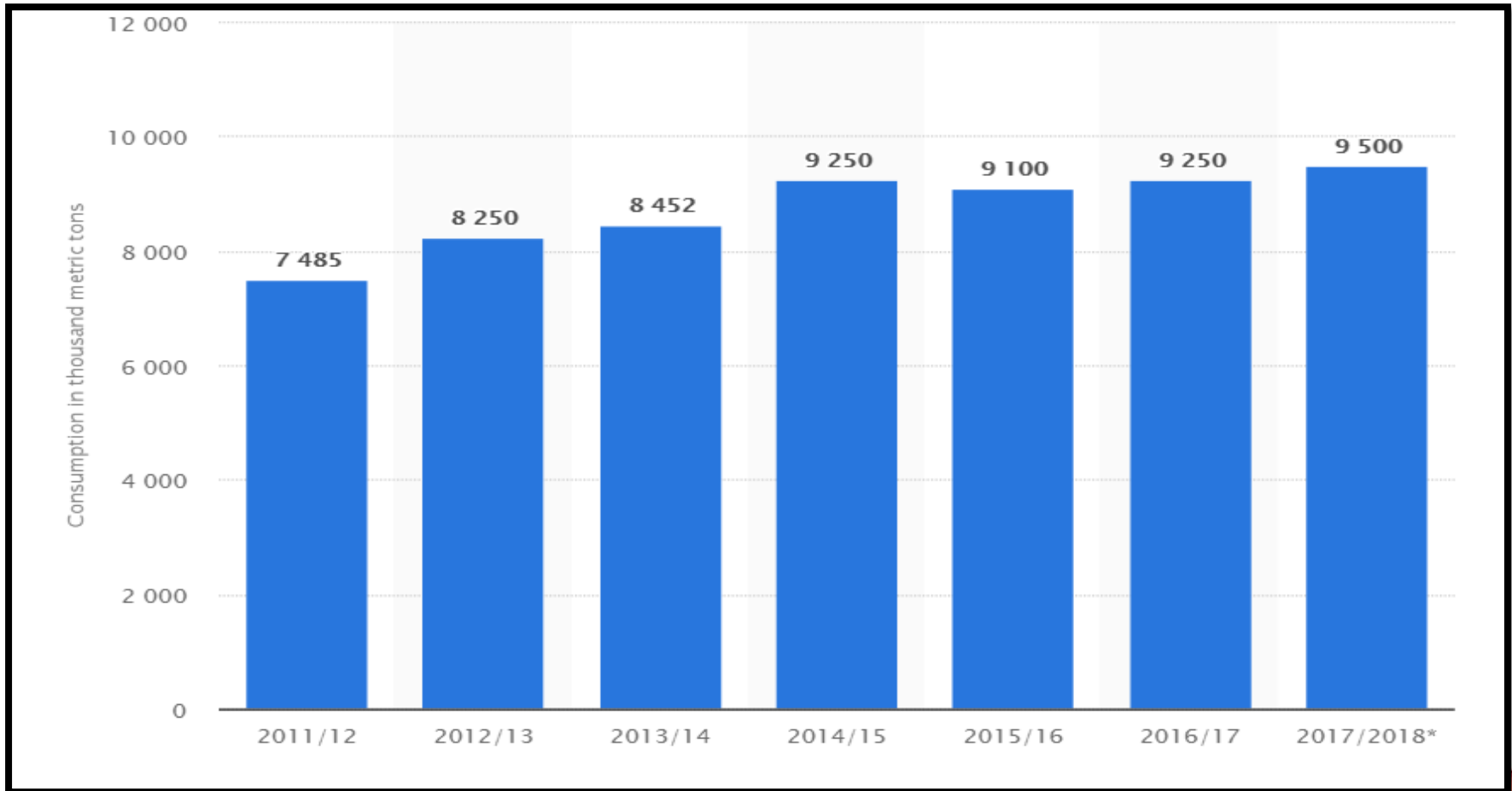
## Indian palm oil market revenue by product, 2014-2025 (USD Million)



**Palm oil is the most consumed edible oil by volume in India, with a share of ~40%, followed distantly by soybean and mustard oils. However, domestic production of palm oil is limited, and over 95% of the requirement is imported, mostly from the world's top two producers – Indonesia and Malaysia. Consequently, palm oil imports constitute over 60% of the edible oil imports basket today.**



# Palm Oil Consumption in India from 2011/2012 to 2017/2017 (In 1,000 Metric Tons)



**In recent years palm oil based biodiesel has entered the European market. While biofuel has been promoted as an effective means of reducing emissions, establishing palm oil plantations increases greenhouse emissions. Demand for SPO for non-food industrial application will surely depend on many factors including whether the end product is sustainably produced.**

**An extract of the Palm tree fruit, palm oil is one of the major edible oils consumed globally. Its low competitive price is one of the key factors influencing the consumption pattern. India, Indonesia and China are the major consumers of palm oil. Increasing demand from the emerging economies is going to be the major contributor to the palm oil industry in the future.**



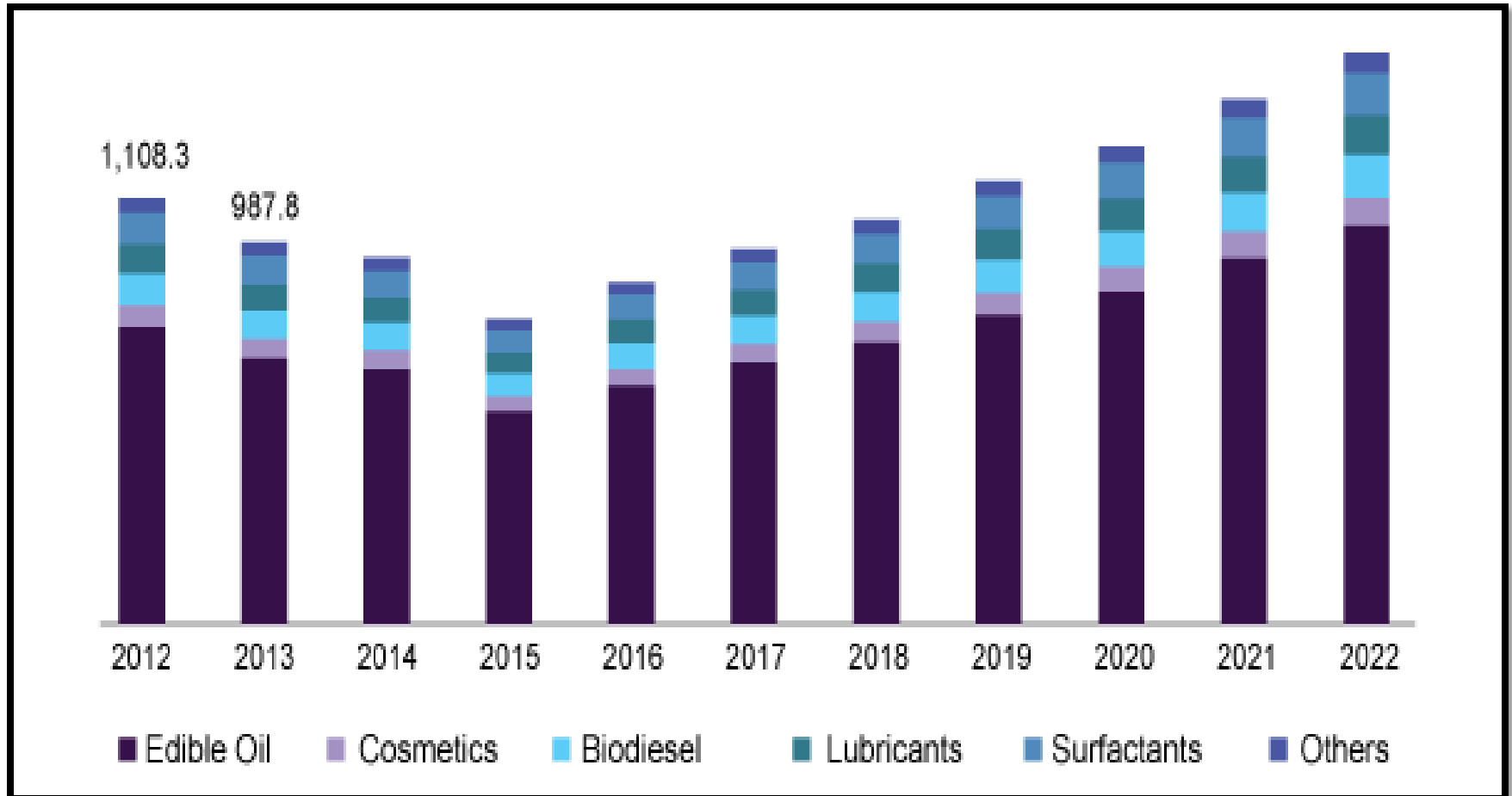
**In terms of application, although Food sector comprises of 80% of the market share, non-food areas are becoming increasingly important. The trend away from petroleum-based products has meant growing demands for palm oil in usage in Soaps, Detergents, Surfactants, Cosmetics, Pharmaceuticals, Nutraceuticals and other similar products. Biofuels are also driving the growing demand for palm oil.**

**The global palm oil market size was estimated at USD 57.56 billion in 2014. Several government initiatives concerning blending of conventional fuel with that of bio-based, as well as rapidly growing usage of products as bio-based diesel have been gaining global acceptance over recent years. Consumers globally are aware of bio-based cosmetics, lubricants, and surfactants, which has also prompted the market.**





## U.S. Palm Oil Market by Application, 2012-2022 (USD Million)



**The global market for Palm Oil is projected to exceed 85 million metric tons by 2024, driven by ubiquitous applications in a broad range of everyday products and the resulting growing demand for certified sustainable palm oil. Palm oil is cost-effective and low in trans-fats, due to which its demand is high in the global market. However, the expansion of palm tree plantations is usually carried out at the expense of tropical forests, particularly in countries such as Malaysia. Rising environmental concerns thus pose a tough challenge in front of enterprises operating in the global palm oil market.**

**The global palm oil market is expected to grow with rising global population, increasing biofuels production, increasing fresh fruits bunches yields, accelerating economic growth and growing application in various markets.**



**Key trends of this market includes rising demand for red palm oil, increasing sustainable palm oil production and growing shift towards palm crop transplanting. However, there are some factors which can hinder growth of the market including consumption of soybean oil in developing countries, stringent regulations, weather uncertainties and retail consolidations.**

**Palm oil is applicable as a cooking oil, bio-diesel, lubricants, cosmetics, and others, which is driving the growth of the market. Increasing demand for vegetable oil is a major factor driving the growth of the market. Moreover, in the biofuels market, it is used as the feedstock for the production of biodiesel and as an alternative to mineral oils for use in power stations which is boosting the growth of the palm oil market.**



**The global palm oil market is segmented into North America, Europe, Asia Pacific, and rest of the world (RoW). Asia Pacific is dominating the market and is witnessed to have a substantial growth over the forecast period with increasing consumption of palm oil in different industries. Indonesia and Malaysia are the major producers and exporters of palm fruit which are majorly contributing to the growth of palm oil market in Asia Pacific.**



# Machinery Photographs



**BOILER FOR BOILING THE  
PALM FRUIT**



**THRESHER**





**PALM FRUIT OIL EXTRACTOR**





# Project at a Glance

PROJECT AT A GLANCE				(USD in Thousands)			
COST OF PROJECT				MEANS OF FINANCE			
Particulars	Existing	Proposed	Total	Particulars	Existing	Proposed	Total
Land & Site Development Exp.	0.00	0.00	0.00	Capital	0.00	27.60	27.60
Buildings	0.00	0.00	0.00	Share Premium	0.00	0.00	0.00
Plant & Machineries	0.00	46.92	46.92	Other Type Share			
Motor Vehicles	0.00	10.00	10.00	Capital	0.00	0.00	0.00
Office Automation Equipments	0.00	19.50	19.50	Reserves & Surplus	0.00	0.00	0.00
Technical Knowhow Fees & Exp.	0.00	20.00	20.00	Cash Subsidy	0.00	0.00	0.00
Franchise & Other Deposits	0.00	0.00	0.00	Internal Cash Accruals	0.00	0.00	0.00
Preliminary & Pre-operative Exp	0.00	2.00	2.00	Long/Medium Term Borrowings	0.00	82.79	82.79
Provision for Contingencies	0.00	4.00	4.00	Debentures / Bonds	0.00	0.00	0.00
Margin Money - Working Capital	0.00	7.97	7.97	Unsecured Loans/Deposits	0.00	0.00	0.00
<b>TOTAL</b>	<b>0.00</b>	<b>110.39</b>	<b>110.39</b>	<b>TOTAL</b>	<b>0.00</b>	<b>110.39</b>	<b>110.39</b>

# Project at a Glance

Year	Annualised		Book Value	Debt	Dividend	Retained Earnings		Pay out	Probable Market Price	P/E Ratio	Yield	Price/Book Value
	EPS	CEPS				Per Share	Per Share					
	USD	USD	USD	USD	USD	%	USD	%	USD	No.of Times		%
1-2	427.40	916.59	437.40	2400.00	0.00	100.00	427.40	0.00	427.40	1.00		0.00
2-3	770.82	1200.02	1208.23	1800.00	0.00	100.00	770.82	0.00	770.82	1.00		0.00
3-4	1099.67	1477.77	2307.90	1200.00	0.00	100.00	1099.67	0.00	1099.67	1.00		0.00
4-5	1408.65	1743.19	3716.55	600.00	0.00	100.00	1408.65	0.00	1408.65	1.00		0.00
5-6	1694.06	1991.44	5410.62	0.00	0.00	100.00	1694.06	0.00	1694.06	1.00		0.00

# Project at a Glance

Year	D. S. C. R.			Debt / - Deposits Debt	Equity as- Equity	Total Net Worth	Return on Net Worth	Profitability Ratio					Assets Turnover Ratio	Current Ratio
	Individual	Cumulative	Overall					GPM	PBT	PAT	Net Contribution	P/V Ratio		
	(Number of times)			(Number of times)		%	%	%	%	%	%			
Initial				3.00	3.00									
1-2	1.34	1.34		1.68	1.68	2.03		28.31 %	9.10%	7.13%	141.2 9	85.41 %	1.63	1.00
2-3	1.70	1.51		0.82	0.82	1.08		32.87 %	16.31%	11.02 %	163.7 2	84.84 %	1.75	1.52
3-4	2.11	1.69	2.10	0.36	0.36	0.56		35.86 %	21.23%	13.76 %	187.0 9	84.82 %	1.73	2.19
4-5	2.59	1.89		0.13	0.13	0.28		37.79 %	24.58%	15.67 %	210.4 5	84.81 %	1.61	3.00
5-6	3.16	2.10		0.00	0.00	0.12		38.97 %	26.80%	16.96 %	233.8 1	84.81 %	1.46	6.89



# Project at a Glance

## BEP

BEP - Maximum Utilisation Year	5
Cash BEP (% of Installed Capacity)	64.81%
Total BEP (% of Installed Capacity)	68.32%
IRR, PAYBACK and FACR	
Internal Rate of Return .. ( In %age )	28.37%
Payback Period of the Project is ( In Years )	2 Years 3 Months
Fixed Assets Coverage Ratio ( No. of times )	6.517



# Major Queries/Questions Answered in the Report?

- 1. What is Palm Oil Manufacturing industry ?**
- 2. How has the Palm Oil Manufacturing industry performed so far and how will it perform in the coming years ?**
- 3. What is the Project Feasibility of Palm Oil Manufacturing Plant ?**
- 4. What are the requirements of Working Capital for setting up Palm Oil Manufacturing plant ?**



- 5. What is the structure of the Palm Oil Manufacturing Business and who are the key/major players ?**
- 6. What is the total project cost for setting up Palm Oil Manufacturing Business?**
- 7. What are the operating costs for setting up Palm Oil Manufacturing plant ?**
- 8. What are the machinery and equipment requirements for setting up Palm Oil Manufacturing plant ?**





**9. Who are the Suppliers and Manufacturers of Plant & Machinery for setting up Palm Oil Manufacturing plant ?**

**10. What are the requirements of raw material for setting up Palm Oil Manufacturing plant ?**

**11. Who are the Suppliers and Manufacturers of Raw materials for setting up Palm Oil Manufacturing Business?**

**12. What is the Manufacturing Process of Palm Oil ?**



- 13. What is the total size of land required for setting up Palm Oil Manufacturing plant ?**
- 14. What will be the income and expenditures for Palm Oil Manufacturing Business?**
- 15. What are the Projected Balance Sheets of Palm Oil Manufacturing plant ?**
- 16. What are the requirement of utilities and overheads for setting up Palm Oil Manufacturing plant?**
- 17. What is the Built up Area Requirement and cost for setting up Palm Oil Manufacturing Business?**



**18. What are the Personnel (Manpower) Requirements for setting up Palm Oil Manufacturing Business?**

**19. What are Statistics of Import & Export for Palm Oil ?**

**20. What is the time required to break-even of Palm Oil Manufacturing Business?**

**21. What is the Break-Even Analysis of Palm Oil Manufacturing plant?**

**22. What are the Project financials of Palm Oil Manufacturing Business?**

- 23. What are the Profitability Ratios of Palm Oil Manufacturing Project?**
- 24. What is the Sensitivity Analysis-Price/Volume of Palm Oil Manufacturing plant?**
- 25. What are the Projected Pay-Back Period and IRR of Palm Oil Manufacturing plant?**
- 26. What is the Process Flow Sheet Diagram of Palm Oil Manufacturing project?**



- 27. What are the Market Opportunities for setting up Palm Oil Manufacturing plant?**
- 28. What is the Market Study and Assessment for setting up Palm Oil Manufacturing Business?**
- 29. What is the Plant Layout for setting up Palm Oil Manufacturing Business?**



# Table of Contents of the Project Report



## **1. PROJECT LOCATION**

- 1.1. CITY PROFILE & GEOTECHNICAL SITE CHARACTERIZATION
  - 1.1.1. General
  - 1.1.2. Demography
  - 1.1.3. Geography
  - 1.1.4. Map
  - 1.1.5. Climate & Temperature
  - 1.1.6. Transportation
  - 1.1.7. Culture
  - 1.1.8. Tourism
  - 1.1.9. Economy

## **2. INTRODUCTION**

- 2.1. PALM OIL TREE
- 2.2. PALM OIL FOR BIOFUEL

## **3. PROPERTIES OF PALM OIL**

- 3.1. COMPOSITION OF OIL

## **4. USES AND APPLICATIONS**

- 4.1. SATURATED FAT STATS
- 4.2. UNSATURATED FAT STATS

## **5. HEALTH BENEFITS**





## **6. TYPICAL FRUIT AND PRODUCTION COMPOSITION**

### **7. EXPORT & IMPORT: ALL COUNTRIES**

- 7.1. EXPORT: ALL COUNTRIES
- 7.2. IMPORT: ALL COUNTRIES

### **8. MANUFACTURING PROCESS**

- 8.1. PROCESS DESCRIPTION
- 8.2. OIL STORAGE
- 8.3. PALM OIL PACKING

## **9. PROCESS FLOW DIAGRAM**

## **10. IMPACTS ON ENVIRONMENT**

- 10.1. WASTE AND POLLUTION FROM PALM OIL PRODUCTION AND MANAGEMENT
- 10.2. SOURCES OF WASTE FROM PALM OIL MILLING
- 10.3. THE CLEAN DEVELOPMENT MECHANISM (CDM)
- 10.4. ELIGIBLE AREAS FOR CDM PROJECT
- 10.5. METHANE RECOVERY WITH ENERGY PRODUCTION
- 10.6. ELIGIBILITY CRITERIA FOR CDM PROJECTS IN TANZANIA

## **11. SUPPLIERS OF PLANT & MACHINERY**

## **12. SUPPLIERS OF RAW MATERIAL**



## **13.PHOTOGRAPHS/IMAGES FOR REFERENCE**

- 13.1. MACHINERY PHOTOGRAPHS
- 13.2. PRODUCT PHOTOGRAPHS
- 13.3. RAW MATERIAL PHOTOGRAPHS

## **14.QUOTATION OF PLANT, MACHINERY AND EQUIPMENTS FROM SUPPLIER**



# *Project Financials*

• <b>Project at a Glance</b>	<b>Annexure</b>
• Assumptions for Profitability workings .....	1
• Plant Economics.....	2
• Production Schedule.....	3
• Land & Building.....	4
Factory Land & Building	
Site Development Expenses	



- **Plant & Machinery.....5**
  - Indigenous Machineries**
  - Other Machineries (Miscellaneous, Laboratory etc.)**
  
- **Other Fixed Assets.....6**
  - Furniture & Fixtures**
  - Pre-operative and Preliminary Expenses**
  - Technical Knowhow**
  - Provision of Contingencies**
  
- **Working Capital Requirement Per Month.....7**
  - Raw Material**
  - Packing Material**
  - Lab & ETP Chemical Cost**
  - Consumable Store**



- **Overheads Required Per Month and Per Annum.....8**  
**Utilities & Overheads (Power, Water and Fuel Expenses etc.)**  
**Royalty and Other Charges**  
**Selling and Distribution Expenses**
  
- **Salary and Wages .....9**
  
- **Turnover Per Annum .....10**
  
- **Share Capital.....11**  
**Equity Capital**  
**Preference Share Capital**



- **Annexure 1 :: Cost of Project and Means of Finance**
- **Annexure 2 :: Profitability and Net Cash Accruals**
  - **Revenue/Income/Realisation**
  - **Expenses/Cost of Products/Services/Items**
  - **Gross Profit**
  - **Financial Charges**
  - **Total Cost of Sales**
  - **Net Profit After Taxes**
  - **Net Cash Accruals**



• **Annexure 3 :: Assessment of Working Capital requirements**

- **Current Assets**
- **Gross Working Capital**
- **Current Liabilities**
- **Net Working Capital**
- **Working Note for Calculation of Work-in-process**

• **Annexure 4 :: Sources and Disposition of Funds**





- **Annexure 5 :: Projected Balance Sheets**

- **ROI (Average of Fixed Assets)**
- **RONW (Average of Share Capital)**
- **ROI (Average of Total Assets)**

- **Annexure 6 :: Profitability Ratios**

- **D.S.C.R**
- **Earnings Per Share (EPS)**
- **Debt Equity Ratio**



## • Annexure 7 :: Break-Even Analysis

- Variable Cost & Expenses
- Semi-Variable/Semi-Fixed Expenses
- Profit Volume Ratio (PVR)
- Fixed Expenses / Cost
- B.E.P



- **Annexure 8 to 11 :: Sensitivity Analysis-Price/Volume**

- **Resultant N.P.B.T**
- **Resultant D.S.C.R**
- **Resultant PV Ratio**
- **Resultant DER**
- **Resultant ROI**
- **Resultant BEP**



- **Annexure 12 :: Shareholding Pattern and Stake Status**

- **Equity Capital**

- **Preference Share Capital**

- **Annexure 13 :: Quantitative Details-Output/Sales/Stocks**

- **Determined Capacity P.A of Products/Services**

- **Achievable Efficiency/Yield % of Products/Services/Items**

- **Net Usable Load/Capacity of Products/Services/Items**

- **Expected Sales/ Revenue/ Income of Products/ Services/ Items**



- **Annexure 14** :: **Product wise Domestic Sales Realisation**
- **Annexure 15** :: **Total Raw Material Cost**
- **Annexure 16** :: **Raw Material Cost per unit**
- **Annexure 17** :: **Total Lab & ETP Chemical Cost**
- **Annexure 18** :: **Consumables, Store etc.**
- **Annexure 19** :: **Packing Material Cost**
- **Annexure 20** :: **Packing Material Cost Per Unit**



- **Annexure 21** :: **Employees Expenses**
- **Annexure 22** :: **Fuel Expenses**
- **Annexure 23** :: **Power/Electricity Expenses**
- **Annexure 24** :: **Royalty & Other Charges**
- **Annexure 25** :: **Repairs & Maintenance Expenses**
- **Annexure 26** :: **Other Manufacturing Expenses**
- **Annexure 27** :: **Administration Expenses**
- **Annexure 28** :: **Selling Expenses**



- **Annexure 29 :: Depreciation Charges – as per Books (Total)**
- **Annexure 30 :: Depreciation Charges – as per Books (P & M)**
- **Annexure 31 :: Depreciation Charges - as per IT Act WDV (Total)**
- **Annexure 32 :: Depreciation Charges - as per IT Act WDV (P & M)**
- **Annexure 33 :: Interest and Repayment - Term Loans**
- **Annexure 34 :: Tax on Profits**
- **Annexure 35 :: Projected Pay-Back Period and IRR**





# Reasons for Buying our Report:

- **This report helps you to identify a profitable project for investing or diversifying into by throwing light to crucial areas like industry size, market potential of the product and reasons for investing in the product**
- **This report provides vital information on the product like it's characteristics and segmentation**
- **This report helps you market and place the product correctly by identifying the target customer group of the product**



- **This report helps you understand the viability of the project by disclosing details like machinery required, project costs and snapshot of other project financials**
- **The report provides a glimpse of government regulations applicable on the industry**
- **The report provides forecasts of key parameters which helps to anticipate the industry performance and make sound business decisions**



# Our Approach:

- **Our research reports broadly cover Indian markets, present analysis, outlook and forecast for a period of five years.**
- **The market forecasts are developed on the basis of secondary research and are cross-validated through interactions with the industry players**
- **We use reliable sources of information and databases. And information from such sources is processed by us and included in the report**



## ***Scope of the Report***

**The report titled “Market Survey cum Detailed Techno Economic Feasibility Report on Palm Oil.” provides an insight into Palm Oil market in India with focus on uses and applications, Manufacturing Process, Process Flow Sheets, Plant Layout and Project Financials of Palm Oil project. The report assesses the market sizing and growth of the Indian Palm Oil Industry. While expanding a current business or while venturing into new business, entrepreneurs are often faced with the dilemma of zeroing in on a suitable product/line. And before diversifying/venturing into any product, they wish to study the following aspects of the identified product:**

- **Good Present/Future Demand**
- **Export-Import Market Potential**
- **Raw Material & Manpower Availability**
- **Project Costs and Payback Period**

**We at NPCS, through our reliable expertise in the project consultancy and market research field, have demystified the situation by putting forward the emerging business opportunity in the Palm Oil sector in India along with its business prospects. Through this report we have identified Palm Oil project as a lucrative investment avenue.**



# Tags

Palm Oil, Palm Oil Industry, Palm Oil Uses, Palm Oil Production, Palm Oil Processing, Production of Palm Oil, Palm Oil Production Process, Sustainable Palm Oil Production, Production of Palm Oil from Fruit, Palm Oil Processing and Production Business, Palm Oil: Production, Processing, Characterization, and Uses, Palm Oil Extraction and Refining, Large Scale Production of Palm Oil, Report on Palm Oil Production, Palm Oil Plantation, Oil Palm Cultivation (Palm Oil), How Is Palm Oil Made, Growing Oil Palm, Process of Making Palm Oil, Palm Oil Refining Process, How to Extract Palm Oil from Palm Fruit, Vegetable Oil Production, Palm Oil Production Process Flow Chart, Palm Oil Processing Pdf, Palm Oil Extraction Process, Process Flow Diagram for Palm Oil Production, Palm Oil Processing Business Plan, Starting a Palm Oil Processing Company, Palm Oil Production Business Plan, Palm Oil Processing Plant, Business Plan on Palm Oil Production, How to Start a Palm Oil Processing Plant, Palm Oil Business, Small-Scale Palm Oil Processing Business, Palm Oil Production Business in India, Palm Oil Production / Processing Mill, How to Start a Lucrative Palm Oil Business, Palm Oil Processing Production Plant, Palm Oil Processing Industry, Indian Palm Oil Industry, Project Report on Palm Oil Processing Industry, Detailed Project Report on Palm Oil Processing Plant, Project Report on Palm Oil Production, Pre-Investment Feasibility Study on Palm Oil Production, Techno-Economic feasibility study on Palm Oil Production, Feasibility report on Palm Oil Production, Free Project Profile on Palm Oil Processing Plant, Project profile on Palm Oil Processing Business, Download free project profile on Palm Oil Production



**Niir Project Consultancy Services (NPCS)  
can provide Detailed Project Report on  
Palm Oil Production and Processing  
Industry.  
Profitable Edible Oil Manufacturing  
Business**

**See more**

<https://goo.gl/vVZgTE>

<https://goo.gl/nzN13k>

<https://goo.gl/zDVKLw>

<https://goo.gl/9iGoqA>





*Visit us at*

[www.entrepreneurindia.co](http://www.entrepreneurindia.co)



[www.entrepreneurindia.co](http://www.entrepreneurindia.co)

**Take a look at  
Niir Project Consultancy Services  
on #Street View**

<https://goo.gl/VstWkd>

*Locate us on  
Google Maps*

<https://goo.gl/maps/BKkUtq9gevT2>



# OUR CLIENTS

Our inexhaustible Client list includes public-sector companies, Corporate Houses, Government undertaking, individual entrepreneurs, NRI, Foreign investors, non-profit organizations and educational institutions from all parts of the World. The list is just a glimpse of our esteemed & satisfied Clients.

**Click here to take a look**  
**<https://goo.gl/G3ICjV>**



# **Free Instant Online Project**

## **Identification and Selection Service**

**Our Team has simplified the process for you by providing a "Free Instant Online Project Identification & Selection" search facility to identify projects based on multiple search parameters related to project costs namely: Plant & Machinery Cost, Total Capital Investment, Cost of the project, Rate of Return% (ROR) and Break Even Point % (BEP). You can sort the projects on the basis of mentioned pointers and identify a suitable project matching your investment requisites.....[Read more](#)**



# Download Complete List of Project

## Reports:

### ▪ Detailed Project Reports

**NPCS is manned by engineers, planners, specialists, financial experts, economic analysts and design specialists with extensive experience in the related industries.**

**Our Market Survey cum Detailed Techno Economic Feasibility Report provides an insight of market in India. The report assesses the market sizing and growth of the Industry. While expanding a current business or while venturing into new business, entrepreneurs are often faced with the dilemma of zeroing in on a suitable product/line.**



**And before diversifying/venturing into any product, they wish to study the following aspects of the identified product:**

- **Good Present/Future Demand**
- **Export-Import Market Potential**
- **Raw Material & Manpower Availability**
- **Project Costs and Payback Period**

**The detailed project report covers all aspect of business, from analyzing the market, confirming availability of various necessities such as Manufacturing Plant, Detailed Project Report, Profile, Business Plan, Industry Trends, Market Research, Survey, Manufacturing Process, Machinery, Raw Materials, Feasibility Study, Investment Opportunities, Cost and Revenue, Plant Economics, Production Schedule,**



**Working Capital Requirement, uses and applications, Plant Layout, Project Financials, Process Flow Sheet, Cost of Project, Projected Balance Sheets, Profitability Ratios, Break Even Analysis. The DPR (Detailed Project Report) is formulated by highly accomplished and experienced consultants and the market research and analysis are supported by a panel of experts and digitalized data bank.**

**We at NPCS, through our reliable expertise in the project consultancy and market research field, have demystified the situation by putting forward the emerging business opportunity in India along with its business prospects.....[Read more](#)**



# Contact us

## **NIIR PROJECT CONSULTANCY SERVICES**

106-E, Kamla Nagar, Opp. Spark Mall,

New Delhi-110007, India.

Email: [npcs.ei@gmail.com](mailto:npcs.ei@gmail.com) , [info@entrepreneurindia.co](mailto:info@entrepreneurindia.co)

Tel: +91-11-23843955, 23845654, 23845886, 8800733955

Mobile: +91-9811043595

Fax: +91-11-23845886

Website : [www.entrepreneurindia.co](http://www.entrepreneurindia.co) , [www.niir.org](http://www.niir.org)

Take a look at NIIR PROJECT CONSULTANCY SERVICES on #StreetView

<https://goo.gl/VstWkd>



[www.entrepreneurindia.co](http://www.entrepreneurindia.co)



# Niir PROJECT CONSULTANCY SERVICES

**An ISO 9001:2015 Company**



[www.entrepreneurindia.co](http://www.entrepreneurindia.co)

# Who are we?

- *One of the leading reliable names in industrial world for providing the most comprehensive technical consulting services*
- *We adopt a systematic approach to provide the strong fundamental support needed for the effective delivery of services to our Clients' in India & abroad*



*We at NPCS want to grow with you by providing solutions scale to suit your new operations and help you reduce risk and give a high return on application investments. We have successfully achieved top-notch quality standards with a high level of customer appreciation resulting in long lasting relation and large amount of referral work through technological breakthrough and innovative concepts. A large number of our Indian, Overseas and NRI Clients have appreciated our expertise for excellence which speaks volumes about our commitment and dedication to every client's success.*



*We bring deep, functional expertise, but are known for our holistic perspective: we capture value across boundaries and between the silos of any organization. We have proven a multiplier effect from optimizing the sum of the parts, not just the individual pieces. We actively encourage a culture of innovation, which facilitates the development of new technologies and ensures a high quality product.*



# What do we offer?

- *Project Identification*
- *Detailed Project Reports/Pre-feasibility Reports*
- *Market Research Reports*
- *Business Plan*
- *Technology Books and Directory*
- *Industry Trend*
- *Databases on CD-ROM*
- *Laboratory Testing Services*
- *Turnkey Project Consultancy/Solutions*
- *Entrepreneur India (An Industrial Monthly Journal)*



## How are we different ?

- *We have two decades long experience in project consultancy and market research field*
- *We empower our customers with the prerequisite know-how to take sound business decisions*
- *We help catalyze business growth by providing distinctive and profound market analysis*
- *We serve a wide array of customers , from individual entrepreneurs to Corporations and Foreign Investors*
- *We use authentic & reliable sources to ensure business precision*



# Our Approach

**Requirement collection**

**Thorough analysis of the project**

**Economic feasibility study of the Project**

**Market potential survey/research**

**Report Compilation**



# Contact us

## NIIR PROJECT CONSULTANCY SERVICES

106-E, Kamla Nagar, Opp. Spark Mall,  
New Delhi-110007, India.

Email: [npcs.ei@gmail.com](mailto:npcs.ei@gmail.com) , [info@entrepreneurindia.co](mailto:info@entrepreneurindia.co)

Tel: +91-11-23843955, 23845654, 23845886, 8800733955

Mobile: +91-9811043595

Fax: +91-11-23845886

Website : [www.entrepreneurindia.co](http://www.entrepreneurindia.co) , [www.niir.org](http://www.niir.org)

Take a look at NIIR PROJECT CONSULTANCY SERVICES on #StreetView

<https://goo.gl/VstWkd>





# Follow us



➤ <https://www.linkedin.com/company/niir-project-consultancy-services>



➤ <https://www.facebook.com/NIIR.ORG>



➤ <https://www.youtube.com/user/NIIRproject>



➤ <https://plus.google.com/+EntrepreneurIndiaNewDelhi>



➤ [https://twitter.com/npcs\\_in](https://twitter.com/npcs_in)



➤ <https://www.pinterest.com/npcsindia/>





**For more information, visit us at:**

[www.niir.org](http://www.niir.org)

[www.entrepreneurindia.co](http://www.entrepreneurindia.co)



[www.entrepreneurindia.co](http://www.entrepreneurindia.co)