

# **Water Soluble Fertilizer Manufacturing Industry.**

## **Water Soluble Fertilizer Blends Production for Drip Irrigation Systems**



# Introduction

**Water soluble fertilizers are the type of fertilizers that are dissolved in water and applied to plants at the base or foliage throughout the growing season. The addition of fertilizer often leads to double or triple the yield. Ever growing demand for agricultural products is the major reason for growth in demand of water soluble fertilizers.**



**The main advantage of water soluble fertilizer over other type of fertilizers is the more rapid impact, ease of use and easier coverage. Hence, water soluble fertilizer are witnessing rapid growth in demand. Water soluble fertilizers can also be applied more frequently than granular fertilizers, therefore can be used according to the need and availability. The growing awareness over organic farming may affect the use of water soluble fertilizer in future.**

**Water-soluble fertilizer is a multi-compound fertilizer that can be dissolved in water, more easily absorbed by crops, its absorption and utilization is relatively high as compared to conventional chemical fertilizers. The fixed amount of nutrient available to the plants can be easily provided by the help of this fertilizer.**

**The technology of this fertilizer is best suited for modern irrigation system. In addition to that, it also prevents ground water contamination. These above technological advancements differentiate water soluble fertilizers from the conventional chemical fertilizers.**

**The usage of water-soluble fertilizer application is simple. As it is well suited in advanced irrigation technology, it not only saves water and fertilizer, but also saves labor cost. Furthermore, water-soluble fertilizer has fewer impurities, has low conductivity compared to chemical fertilizers and fertilizer concentration is easier to adjust. It is also a safe chemical option for young seedlings. The major drivers of the market are its wider applications of green house, government subsidies for adoption of this technology, economic incentives with Fertigation to reduce ground water consumption and rising demand for micro-irrigation systems.**

**The major constraints for this market are the cost of that is higher as compare to other soil fertilizers and also its negative seasonal impact and requirement of high initial setup cost. Wide scope of micro irrigation system in Asia creates opportunities for the acceptance of water soluble fertilizers.**

**Water soluble fertilizers are available both in powdered and liquid form and find high usage in the plantation, field, medicinal and aromatic crops. These products enhance the quality and quantity of food crops and protect plants from diseases and crop-damaging insects.**



# Market Outlook

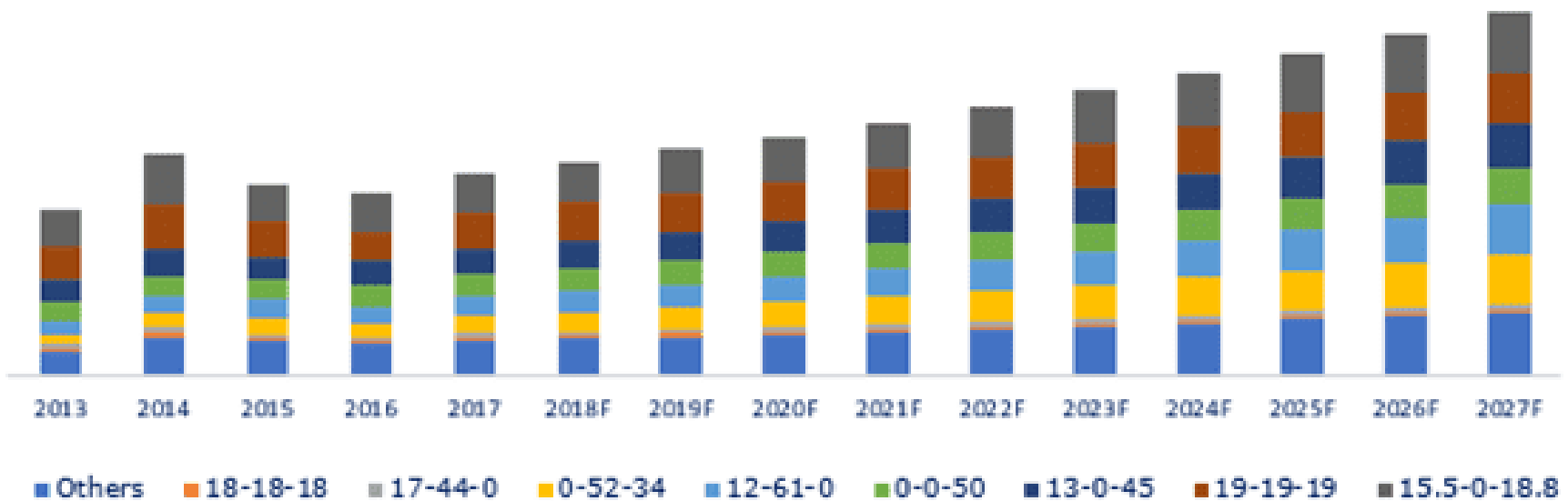
## India Water Soluble Fertilizers Market

**India water soluble fertilizers market stood at around \$ 185 million in 2016 and is projected to grow at a CAGR of over 6% to surpass \$ 356 million by 2027, on account of increasing popularity of complex water-soluble fertilizers and micronutrients in horticulture and ornamental crops. Moreover, high efficiency of fertilizers on foliar application methods and increasing trend of customized crop specific fertilizer solutions are further propelling the demand for water soluble fertilizers in India.**

**Additionally, increasing acceptance of micro irrigation practices, high efficiency of water soluble fertilizers and increasing awareness among farmers is further expected to drive water soluble fertilizers market in India during the forecast period.**

**Water soluble fertilizers (WSFs) offer a sustainable solution for farmers seeking to increase plant yield and reduce fertilizer usage in fields. With growing environmental concerns, WSFs are becoming more popular than chemical fertilizers, as they deliver better yield, provide nutrients in a controlled manner, protect soil against excess fertilizer dosing and are more economical. The market for water soluble fertilizers in India is benefitting majorly due to growing adoption of modern irrigation systems such as fertigation and foliar spray techniques by Indian farmers and rising demand for horticulture, ornamental and field crops in the country.**

# India Water Soluble Fertilizer Market Share, By Fertilizer Type, By Volume, 2013-2027F





**Moreover, high efficiency of fertilizers on foliar application methods and increasing trend of customized crop specific fertilizer solutions are further propelling the demand for water soluble fertilizers in India. Additionally, increasing acceptance of micro irrigation practices, high efficiency of water soluble fertilizers and increasing awareness among farmers is further expected to drive water soluble fertilizers market in India during the forecast period.**



## **Global Water Soluble Fertilizers Market**

**The global water soluble fertilizer market was valued at \$12.52 billion in 2016 and is forecast to grow at a steady CAGR of 8.4% between 2017 and 2024, culminating in 2024 global revenue of \$21.07 billion. Population expansion coupled with rising demand for food security in developing regions is anticipated to remain the primary driving factor for market growth over the forecast period.**

**The global water soluble fertilizers market is segmented into product type such as nitrogenous, micronutrients, potassic and phosphatic. Among these segments, nitrogenous segment projected to grow at remarkable pace during the forecast period.**

**Global water soluble fertilizers find application as chemical fertilizers in drip & sprinkler irrigation systems and also as foliar spray to augment yield and improve the quality of a variety of crops like oilseeds, tobacco, cereals, fruits, sugarcane, vegetables, pulses, cotton, tea etc. They are safe for use in nurseries and greenhouses as well.**

**The increasing cost of traditional fertilizers eases application of water soluble fertilizers. Their increased availability and advancements in the mechanized irrigation systems are the major driving forces behind the increased demand and growing market of water soluble fertilizers.**



**The global water-soluble fertilizers market is segmented on the basis of type as nitrogenous, phosphatic, potassic, micronutrients, bio fertilizers, and bio stimulants. Of which, nitrogenous fertilizer segment is dominating market as it plays a vital role in crop growth. Based on the application, the global is segmented as fertigation and foliar application. On the basis of crop type, the global water-soluble fertilizers market is further segmented as field, horticultural, and turf & ornamentals.**

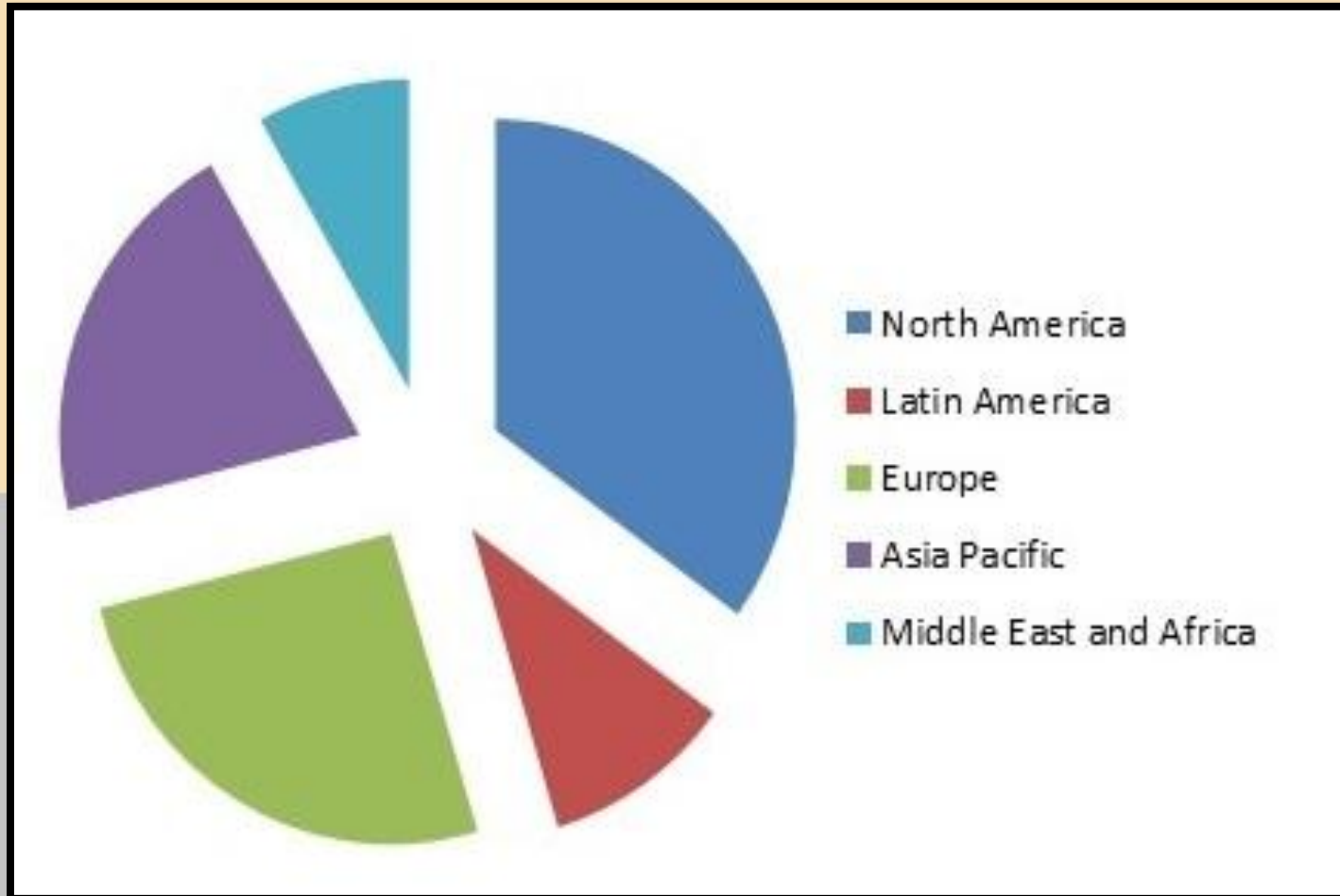
**There are multiple growth drivers for the water soluble fertilizer market. The exponential population growth in the Asia Pacific region would mean rising food and nutrition demands. More stomachs to fill and people to feed, is the most important driver for the growth of such fertilizers especially in developing countries like India, China, Bangladesh and others.**

**Water soluble fertilizers are deemed as the traditional farming elements and thus developing countries which do not have strict environmental regulations are the biggest consumers of such fertilizers.**

**On the basis of crop, water soluble fertilizers industry is segmented as turf & ornamentals, field crops and horticulture crops. Horticulture crops are anticipated to observe rapid growth over the forecast timeframe. Rising demand for fruits & vegetables due to increasing awareness about health benefits will primarily drive the market growth. Government initiatives and promotions on enhancements in crop productivity will further propel the industry demand.**

**Based on type, water soluble fertilizer market is segmented into nitrogenous, micronutrients, potassium and phosphatic, out of which, nitrogenous and micronutrients segments are expected to dominate the overall market of water soluble fertilizer over the forecast period.**

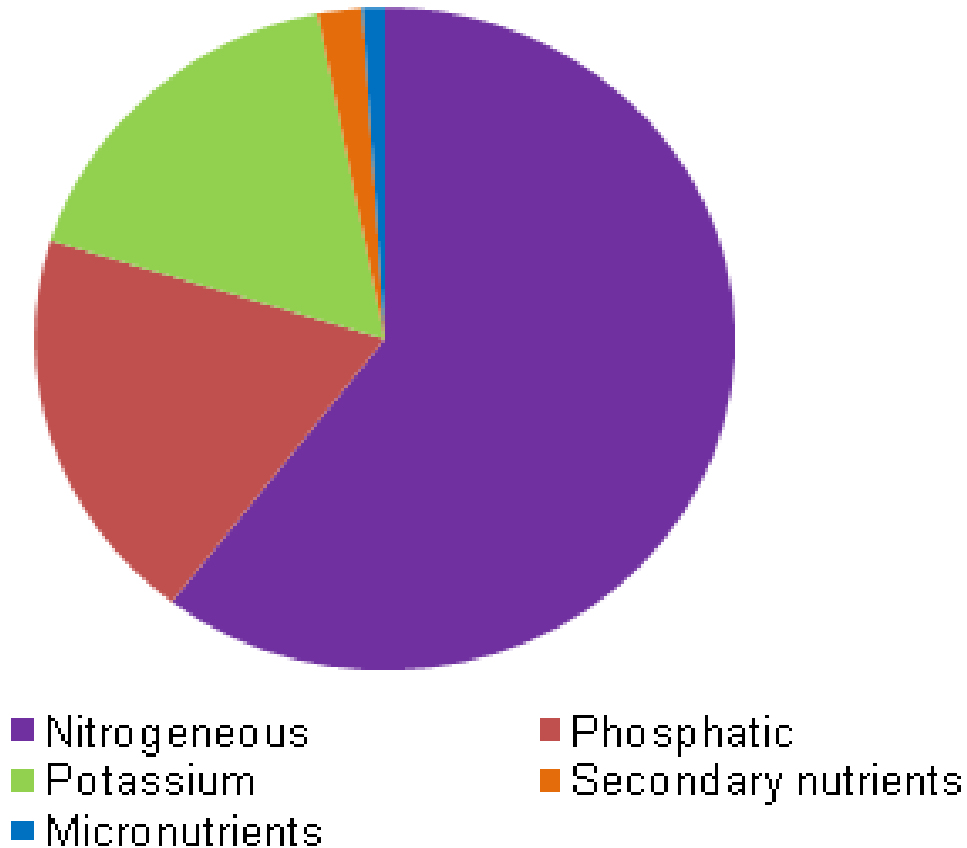
# Water Soluble Fertilizer Market Share (%), By Region, 2016



**Nitrogenous was the prominent segment in 2015 and accounted for 60.5% of the global volume share and is expected to witness growth on account of high application in oilseeds and grains. The product provides better texture and color to plants and thus increases the overall crop productivity.**



# Global Water Soluble Fertilizer Market Volume Share, By Product, 2015 (%)





**The main types of crops on which water-soluble fertilizers are used are field crops, horticultural crops, turfs & ornamentals and others, which include plantation crops and hydroponics.**

**This market is an emerging field of global fertilizer market. This analysis gives an overall view on global water soluble market, which is growing rapidly due to the rising demand for micro irrigation systems. Its driving and restraining factors are strategically dealt and more emphasis is given towards its wide opportunity in agrarian countries. The global market is analyzed using Porter's five force model which assists the stakeholders to understand the bargaining power of buyer as water soluble fertilizer is highly price sensitive.**

**The water-soluble fertilizers market is expected to be highly fragmented with major players driving the growth through expansions, agreements, new product launches and acquisitions, to develop their position in the market. These strategies were followed by the industry participants to expand their global presence and enhance their product portfolio.**



# Machinery Photographs



**Blending System (Blender)**



**Head of Bag Closing Machine  
(Auto Thread Cutting Machine)**



**Batching System (Over ground Frame  
& Ram Material Silo)**



**Pedestal for bag closing Machine**

# Project at a Glance

## PROJECT AT A GLANCE

(` in lacs)

COST OF PROJECT				MEANS OF FINANCE			
Particulars	Existing	Proposed	Total	Particulars	Existing	Proposed	Total
Land & Site Development Exp.	0.00	170.00	170.00	Capital	0.00	132.16	132.16
Buildings	0.00	114.00	114.00	Share Premium	0.00	0.00	0.00
Plant & Machineries	0.00	87.86	87.86	Other Type Share			
Motor Vehicles	0.00	10.00	10.00	Capital	0.00	0.00	0.00
Office Automation Equipments	0.00	38.25	38.25	Reserves & Surplus	0.00	0.00	0.00
Technical Knowhow Fees & Exp.	0.00	20.00	20.00	Cash Subsidy	0.00	0.00	0.00
Franchise & Other Deposits	0.00	0.00	0.00	Internal Cash Accruals	0.00	0.00	0.00
Preliminary & Pre-operative Exp	0.00	3.00	3.00	Long/Medium Term Borrowings	0.00	396.49	396.49
Provision for Contingencies	0.00	57.00	57.00	Debentures / Bonds	0.00	0.00	0.00
Margin Money - Working Capital	0.00	28.54	28.54	Unsecured Loans/Deposits	0.00	0.00	0.00
<b>TOTAL</b>	<b>0.00</b>	<b>528.65</b>	<b>528.65</b>	<b>TOTAL</b>	<b>0.00</b>	<b>528.65</b>	<b>528.65</b>

# Project at a Glance

Year	Annualised		Book Value	Debt	Dividend	Retained Earnings		Payout	Probable Market Price	P/E Ratio	Yield Price/Book Value
	EPS	CEPS				Per Share	Per Share				
1-2	6.06	8.78	16.06	24.00	0.00	100.00	6.06	0.00	6.06	1.00	0.00
2-3	9.33	11.73	25.39	18.00	0.00	100.00	9.33	0.00	9.33	1.00	0.00
3-4	12.46	14.58	37.85	12.00	0.00	100.00	12.46	0.00	12.46	1.00	0.00
4-5	15.41	17.28	53.25	6.00	0.00	100.00	15.41	0.00	15.41	1.00	0.00
5-6	18.15	19.81	71.40	0.00	0.00	100.00	18.15	0.00	18.15	1.00	0.00

# Project at a Glance

Year	D. S. C. R.			Debt / Equity - Deposits Debt	Equity as-Equity	Total Net Worth	Return on Net Worth	Profitability Ratio					Assets Turnover Ratio	Current Ratio
	Individual	Cumulative	Overall					GPM	PBT	PAT	Net Contribution	P/V Ratio		
	(Number of times)			(Number of times)	%	%	%	%	%	%	%			
Initial				3.00	3.00									
1-2	1.30	1.30		1.49	1.49	1.90		26.86%	12.88%	8.58%	569.53	61.03%	1.56	0.92
2-3	1.67	1.47		0.71	0.71	1.00		29.50%	17.55%	11.32%	664.44	61.03%	1.66	1.35
3-4	2.09	1.66	2.07	0.32	0.32	0.54		31.21%	20.75%	13.23%	759.36	61.03%	1.64	1.92
4-5	2.57	1.86		0.11	0.11	0.29		32.30%	22.94%	14.55%	854.28	61.03%	1.56	2.59
5-6	3.14	2.07		0.00	0.00	0.15		32.93%	24.39%	15.43%	949.20	61.03%	1.45	5.24

# Project at a Glance

## BEP

BEP - Maximum Utilisation Year	5
Cash BEP (% of Installed Capacity)	57.73%
Total BEP (% of Installed Capacity)	60.05%
IRR, PAYBACK and FACR	
Internal Rate of Return .. ( In %age )	27.39%
Payback Period of the Project is ( In Years )	2 Years 3 Months
Fixed Assets Coverage Ratio ( No. of times )	4.348



# Major Queries/Questions Answered in the Report?

- 1. What is Water Soluble Fertilizer Blends Manufacturing industry ?**
- 2. How has the Water Soluble Fertilizer Blends Manufacturing industry performed so far and how will it perform in the coming years ?**
- 3. What is the Project Feasibility of Water Soluble Fertilizer Blends Manufacturing Plant ?**
- 4. What are the requirements of Working Capital for setting up Water Soluble Fertilizer Blends Manufacturing plant ?**

- 5. What is the structure of the Water Soluble Fertilizer Blends Manufacturing Business and who are the key/major players ?**
- 6. What is the total project cost for setting up Water Soluble Fertilizer Blends Manufacturing Business?**
- 7. What are the operating costs for setting up Water Soluble Fertilizer Blends Manufacturing plant ?**
- 8. What are the machinery and equipment requirements for setting up Water Soluble Fertilizer Blends Manufacturing plant ?**

**9. Who are the Suppliers and Manufacturers of Plant & Machinery for setting up Water Soluble Fertilizer Blends Manufacturing plant ?**

**10. What are the requirements of raw material for setting up Water Soluble Fertilizer Blends Manufacturing plant ?**

**11. Who are the Suppliers and Manufacturers of Raw materials for setting up Water Soluble Fertilizer Blends Manufacturing Business?**

**12. What is the Manufacturing Process of Water Soluble Fertilizer Blends?**

**13. What is the total size of land required for setting up Water Soluble Fertilizer Blends Manufacturing plant ?**

**14. What will be the income and expenditures for Water Soluble Fertilizer Blends Manufacturing Business?**

**15. What are the Projected Balance Sheets of Water Soluble Fertilizer Blends Manufacturing plant ?**

**16. What are the requirement of utilities and overheads for setting up Water Soluble Fertilizer Blends Manufacturing plant?**

**17. What is the Built up Area Requirement and cost for setting up Water Soluble Fertilizer Blends Manufacturing Business?**

- 18. What are the Personnel (Manpower) Requirements for setting up Water Soluble Fertilizer Blends Manufacturing Business?**
- 19. What are Statistics of Import & Export for Water Soluble Fertilizer Blends?**
- 20. What is the time required to break-even of Water Soluble Fertilizer Blends Manufacturing Business?**
- 21. What is the Break-Even Analysis of Water Soluble Fertilizer Blends Manufacturing plant?**
- 22. What are the Project financials of Water Soluble Fertilizer Blends Manufacturing Business?**

- 23. What are the Profitability Ratios of Water Soluble Fertilizer Blends Manufacturing Project?**
- 24. What is the Sensitivity Analysis-Price/Volume of Water Soluble Fertilizer Blends Manufacturing plant?**
- 25. What are the Projected Pay-Back Period and IRR of Water Soluble Fertilizer Blends Manufacturing plant?**
- 26. What is the Process Flow Sheet Diagram of Water Soluble Fertilizer Blends Manufacturing project?**

**27. What are the Market Opportunities for setting up Water Soluble Fertilizer Blends Manufacturing plant?**

**28. What is the Market Study and Assessment for setting up Water Soluble Fertilizer Blends Manufacturing Business?**

**29. What is the Plant Layout for setting up Water Soluble Fertilizer Blends Manufacturing Business?**

# Table of Contents of the Project Report



## **1. PROJECT LOCATION**

- 1.1. DISTRICT PROFILE & GEOTECHNICAL SITE CHARACTERIZATION
  - 1.1.1. General
  - 1.1.2. Geography
  - 1.1.3. Climate
  - 1.1.4. Demographics
  - 1.1.5. Map
  - 1.1.6. Information Technology
  - 1.1.7. Architecture
  - 1.1.8. Health and Medicine
  - 1.1.9. Economy
  - 1.1.10. Education
  - 1.1.11. Transport
  - 1.1.12. Local Transport

## **2. INTRODUCTION**

- 2.1. DRIP IRRIGATION SYSTEM
- 2.2. FERTILIZERS FOR FERTIGATION

## **3. CONVERTING NUTRIENT ANALYSIS TO COMPOSITION**

## **4. B.I.S. SPECIFICATIONS**

- 4.1. IS: 1114 – AMMONIUM CHLORIDE, FERTILIZER GRADE
- 4.2. IS: 1304 – GLOSSARY OF TERMS USED IN FERTILIZER TRADE & INDUSTRY
- 4.3. IS: 2764 – POTASSIUM SULPHATE, FERTILIZER GRADE
- 4.4. IS: 7131 – NITRO PHOSPHATE BASED GRANULATED FERTILIZERS
- 4.5. IS: 8359 – UREA AMMONIUM PHOSPHATE BASED FERTILIZERS

## **5. MARKET SURVEY**

- 5.1. FERTILIZER INDUSTRY
- 5.2. ALL INDIA DEMAND
- 5.3. WATER-SOLUBLE FERTILIZERS MARKET
- 5.4. DEMAND FORECAST OF FERTILIZER PRODUCTS
- 5.5. GOVERNMENT SUBSIDIES ON FERTILIZERS
- 5.6. TOP LEADING FERTILIZER COMPANIES
- 5.7. LATEST ASPECTS IN INDUSTRY
- 5.8. REGION-WISE DEMAND FOR FERTILISERS

## **6. EXPORT & IMPORT: ALL COUNTRIES**

- 6.1. EXPORT: ALL COUNTRIES FOR FERTILISERS N.E.S.
- 6.2. IMPORT: ALL COUNTRIES FOR FERTILISERS N.E.S.

## **7. FINANCIALS & COMPARISON OF MAJOR INDIAN PLAYERS/COMPANIES**

- 7.1. ABOUT FINANCIAL STATEMENTS OF CMIE DATABASE
- 7.2. PROFITS & APPROPRIATIONS
- 7.3. TOTAL LIABILITIES
- 7.4. TOTAL ASSETS
- 7.5. NET CASH FLOW FROM OPERATING ACTIVITIES
- 7.6. SECTION – I
  - 7.6.1. Name of Company with Contact Details
  - 7.6.2. Name of Director(S)
  - 7.6.3. Credit Ratings
  - 7.6.4. Plant Capacity
  - 7.6.5. Location of Plant
  - 7.6.6. Name of Raw Material(S) Consumed With Quantity & Cost

- 7.7. SECTION – II
- 7.7.1. Assets
- 7.7.2. Cash Flow
- 7.7.3. Cost as % Ge of Sales
- 7.7.4. Forex Transaction
- 7.7.5. Growth in Assets & Liabilities
- 7.7.6. Growth in Income & Expenditure
- 7.7.7. Income & Expenditure
- 7.7.8. Liabilities
- 7.7.9. Liquidity Ratios
- 7.7.10. Profitability Ratio
- 7.7.11. Profits
- 7.7.12. Return Ratios
- 7.7.13. Structure of Assets & Liabilities (%)
- 7.7.14. Working Capital & Turnover Ratios

## **8. COMPANY PROFILE OF MAJOR PLAYERS**

## **9. IMPORT STATISTICS DATA OF INDIA**

- 9.1. IMPORT STATISTICS DATA FOR WATER SOLUBLE FERTILIZER

## **10. PRESENT MANUFACTURERS**

## **11. RAW MATERIALS**

## **12. MANUFACTURING PROCESS**

- 12.1. PROCESS DETAILS

12.2. PLANT DESCRIPTION

### **13. PROCESS FLOW DIAGRAM**

### **14. BUYER'S LIST**

14.1. CONTACT DETAILS OF BUYER'S

14.2. NAME OF DIRECTOR(S)

14.3. CREDIT RATINGS

14.4. PLANT CAPACITY

14.5. LOCATION OF PLANT

14.6. COMPANY WISE CONSUMPTION DETAIL OF THE RAW MATERIALS

### **15. SUPPLIERS OF PLANT & MACHINERY**

### **16. SUPPLIERS OF RAW MATERIAL**

### **17. PHOTOGRAPHS/IMAGES FOR REFERENCE**

17.1. PRODUCT PHOTOGRAPHS

17.2. MACHINERY PHOTOGRAPHS

17.3. RAW MATERIAL PHOTOGRAPHS

### **18. PLANT LAYOUT**

### **19. QUOTATION OF PLANT, MACHINERY AND EQUIPMENTS FROM SUPPLIER**

# *Project Financials*

<b>Project at a Glance</b>	<b>Annexure</b>
• Assumptions for Profitability workings .....	1
• Plant Economics.....	2
• Production Schedule.....	3
• Land & Building.....	4
Factory Land & Building	
Site Development Expenses	

- **Plant & Machinery.....5**
  - Indigenous Machineries**
  - Other Machineries (Miscellaneous, Laboratory etc.)**
- **Other Fixed Assets.....6**
  - Furniture & Fixtures**
  - Pre-operative and Preliminary Expenses**
  - Technical Knowhow**
  - Provision of Contingencies**
- **Working Capital Requirement Per Month.....7**
  - Raw Material**
  - Packing Material**
  - Lab & ETP Chemical Cost**
  - Consumable Store**

- **Overheads Required Per Month and Per Annum.....8**  
**Utilities & Overheads (Power, Water and Fuel Expenses etc.)**  
**Royalty and Other Charges**  
**Selling and Distribution Expenses**
  
- **Salary and Wages .....9**
  
- **Turnover Per Annum .....10**
  
- **Share Capital.....11**  
**Equity Capital**  
**Preference Share Capital**

- **Annexure 1 :: Cost of Project and Means of Finance**
- **Annexure 2 :: Profitability and Net Cash Accruals**
  - **Revenue/Income/Realisation**
  - **Expenses/Cost of Products/Services/Items**
  - **Gross Profit**
  - **Financial Charges**
  - **Total Cost of Sales**
  - **Net Profit After Taxes**
  - **Net Cash Accruals**



• **Annexure 3 :: Assessment of Working Capital requirements**

- **Current Assets**
- **Gross Working Capital**
- **Current Liabilities**
- **Net Working Capital**
- **Working Note for Calculation of Work-in-process**

• **Annexure 4 :: Sources and Disposition of Funds**

- **Annexure 5 :: Projected Balance Sheets**

- **ROI (Average of Fixed Assets)**
- **RONW (Average of Share Capital)**
- **ROI (Average of Total Assets)**

- **Annexure 6 :: Profitability Ratios**

- **D.S.C.R**
- **Earnings Per Share (EPS)**
- **Debt Equity Ratio**

• **Annexure 7 :: Break-Even Analysis**

- **Variable Cost & Expenses**
- **Semi-Variable/Semi-Fixed Expenses**
- **Profit Volume Ratio (PVR)**
- **Fixed Expenses / Cost**
- **B.E.P**

- **Annexure 8 to 11 :: Sensitivity Analysis-Price/Volume**

- **Resultant N.P.B.T**
- **Resultant D.S.C.R**
- **Resultant PV Ratio**
- **Resultant DER**
- **Resultant ROI**
- **Resultant BEP**

- **Annexure 12 :: Shareholding Pattern and Stake Status**

- **Equity Capital**

- **Preference Share Capital**

- **Annexure 13 :: Quantitative Details-Output/Sales/Stocks**

- **Determined Capacity P.A of Products/Services**

- **Achievable Efficiency/Yield % of Products/Services/Items**

- **Net Usable Load/Capacity of Products/Services/Items**

- **Expected Sales/ Revenue/ Income of Products/ Services/ Items**

- **Annexure 14** :: **Product wise Domestic Sales Realisation**
- **Annexure 15** :: **Total Raw Material Cost**
- **Annexure 16** :: **Raw Material Cost per unit**
- **Annexure 17** :: **Total Lab & ETP Chemical Cost**
- **Annexure 18** :: **Consumables, Store etc.**
- **Annexure 19** :: **Packing Material Cost**
- **Annexure 20** :: **Packing Material Cost Per Unit**

- **Annexure 21** :: **Employees Expenses**
- **Annexure 22** :: **Fuel Expenses**
- **Annexure 23** :: **Power/Electricity Expenses**
- **Annexure 24** :: **Royalty & Other Charges**
- **Annexure 25** :: **Repairs & Maintenance Expenses**
- **Annexure 26** :: **Other Manufacturing Expenses**
- **Annexure 27** :: **Administration Expenses**
- **Annexure 28** :: **Selling Expenses**

- **Annexure 29 :: Depreciation Charges – as per Books (Total)**
- **Annexure 30 :: Depreciation Charges – as per Books (P & M)**
- **Annexure 31 :: Depreciation Charges - as per IT Act WDV (Total)**
- **Annexure 32 :: Depreciation Charges - as per IT Act WDV (P & M)**
- **Annexure 33 :: Interest and Repayment - Term Loans**
- **Annexure 34 :: Tax on Profits**
- **Annexure 35 :: Projected Pay-Back Period and IRR**



# Reasons for Buying our Report:

- **This report helps you to identify a profitable project for investing or diversifying into by throwing light to crucial areas like industry size, market potential of the product and reasons for investing in the product**
- **This report provides vital information on the product like it's characteristics and segmentation**
- **This report helps you market and place the product correctly by identifying the target customer group of the product**

- **This report helps you understand the viability of the project by disclosing details like machinery required, project costs and snapshot of other project financials**
- **The report provides a glimpse of government regulations applicable on the industry**
- **The report provides forecasts of key parameters which helps to anticipate the industry performance and make sound business decisions**

# Our Approach:

- **Our research reports broadly cover Indian markets, present analysis, outlook and forecast for a period of five years.**
- **The market forecasts are developed on the basis of secondary research and are cross-validated through interactions with the industry players**
- **We use reliable sources of information and databases. And information from such sources is processed by us and included in the report**

## ***Scope of the Report***

**The report titled “Market Survey cum Detailed Techno Economic Feasibility Report on Water Soluble Fertilizer Blends for Drip Irrigation Systems.” provides an insight into Water Soluble Fertilizer Blends market in India with focus on uses and applications, Manufacturing Process, Process Flow Sheets, Plant Layout and Project Financials of Water Soluble Fertilizer Blends project. The report assesses the market sizing and growth of the Indian Water Soluble Fertilizer Blends Industry. While expanding a current business or while venturing into new business, entrepreneurs are often faced with the dilemma of zeroing in on a suitable product/line. And before diversifying/venturing into any product, they wish to study the following aspects of the identified product:**

- **Good Present/Future Demand**
- **Export-Import Market Potential**
- **Raw Material & Manpower Availability**
- **Project Costs and Payback Period**

**We at NPCS, through our reliable expertise in the project consultancy and market research field, have demystified the situation by putting forward the emerging business opportunity in the Water Soluble Fertilizer Blends sector in India along with its business prospects. Through this report we have identified Water Soluble Fertilizer Blends project as a lucrative investment avenue.**

# Tags

#Water\_Soluble\_Fertilizer\_Production,  
#Production\_of\_Water\_Soluble\_Fertilizer, #Water\_Soluble\_Fertilizers,  
#Water\_Soluble\_Fertilizers\_Industry,  
#Water\_Soluble\_Fertilizer\_Manufacture, #Water\_Soluble\_Fertilizers\_Pdf,  
India Water Soluble Fertilizers, Water Soluble Fertilizers in Horticultural  
Crops, #Water\_Soluble\_Fertilizers\_Manufacturing\_Process, Water Soluble  
Mixed Fertilizer Composition, Water Soluble Compound Fertilizers, How  
Fertilizer is Made? Manufacturing of Water Soluble Fertilizer, Water Soluble  
Fertilizer Blends for Drip Irrigation Systems, Drip Irrigation Systems, Water  
Soluble Fertilizer Market, Fertilizer Manufacturing Process Flow Chart,  
Project Report on Water Soluble Fertilizer Manufacturing Industry, Detailed  
Project Report on Water Soluble Fertilizer Production,  
#Project\_Report\_on\_Water\_Soluble\_Fertilizer\_Production,

Pre-Investment Feasibility Study on Water Soluble Fertilizer Production,  
#Techno\_Economic\_Feasibility\_Study\_on\_Water\_Soluble\_Fertilizer\_Production,  
#Feasibility\_Report\_on\_Water\_Soluble\_Fertilizer\_Production, Free Project  
Profile on Water Soluble Fertilizer Production, Project Profile on Water  
Soluble Fertilizer Production, Download Free Project Profile on Water Soluble  
Fertilizer Production, Water Soluble Fertilizer Manufacturing Plant, Water  
Soluble Fertilizer System, Water Soluble Fertilizer Production Plant, Drip  
Irrigation and Fertigation, Water Soluble Fertilizers PPT

**Niir Project Consultancy Services (NPCS)**

**can provide Detailed Project Report on**

**Water Soluble Fertilizer  
Manufacturing Industry.**

**Water Soluble Fertilizer Blends  
Production for Drip Irrigation  
Systems**

**See more**

<https://goo.gl/gWTzpE>

<https://goo.gl/gR1efb>

<https://goo.gl/K4CPzc>





*Visit us at*

[www.entrepreneurindia.co](http://www.entrepreneurindia.co)



[www.entrepreneurindia.co](http://www.entrepreneurindia.co)

**Take a look at  
Niir Project Consultancy Services  
on #Street View**

<https://goo.gl/VstWkd>

*Locate us on  
Google Maps*

<https://goo.gl/maps/BKkUtq9gevT2>

## OUR CLIENTS

Our inexhaustible Client list includes public-sector companies, Corporate Houses, Government undertaking, individual entrepreneurs, NRI, Foreign investors, non-profit organizations and educational institutions from all parts of the World. The list is just a glimpse of our esteemed & satisfied Clients.

**Click here to take a look**  
**<https://goo.gl/G3ICjV>**

# **Free Instant Online Project**

## **Identification and Selection Service**

**Our Team has simplified the process for you by providing a "Free Instant Online Project Identification & Selection" search facility to identify projects based on multiple search parameters related to project costs namely: Plant & Machinery Cost, Total Capital Investment, Cost of the project, Rate of Return% (ROR) and Break Even Point % (BEP). You can sort the projects on the basis of mentioned pointers and identify a suitable project matching your investment requisites.....[Read more](#)**



# Download Complete List of Project

## Reports:

### ▪ Detailed Project Reports

**NPCS is manned by engineers, planners, specialists, financial experts, economic analysts and design specialists with extensive experience in the related industries.**

**Our Market Survey cum Detailed Techno Economic Feasibility Report provides an insight of market in India. The report assesses the market sizing and growth of the Industry. While expanding a current business or while venturing into new business, entrepreneurs are often faced with the dilemma of zeroing in on a suitable product/line.**



**And before diversifying/venturing into any product, they wish to study the following aspects of the identified product:**

- **Good Present/Future Demand**
- **Export-Import Market Potential**
- **Raw Material & Manpower Availability**
- **Project Costs and Payback Period**

**The detailed project report covers all aspect of business, from analyzing the market, confirming availability of various necessities such as Manufacturing Plant, Detailed Project Report, Profile, Business Plan, Industry Trends, Market Research, Survey, Manufacturing Process, Machinery, Raw Materials, Feasibility Study, Investment Opportunities, Cost and Revenue, Plant Economics, Production Schedule,**

**Working Capital Requirement, uses and applications, Plant Layout, Project Financials, Process Flow Sheet, Cost of Project, Projected Balance Sheets, Profitability Ratios, Break Even Analysis. The DPR (Detailed Project Report) is formulated by highly accomplished and experienced consultants and the market research and analysis are supported by a panel of experts and digitalized data bank.**

**We at NPCS, through our reliable expertise in the project consultancy and market research field, have demystified the situation by putting forward the emerging business opportunity in India along with its business prospects.....[Read more](#)**



# Contact us

## **NIIR PROJECT CONSULTANCY SERVICES**

106-E, Kamla Nagar, Opp. Spark Mall,

New Delhi-110007, India.

Email: [npcs.ei@gmail.com](mailto:npcs.ei@gmail.com) , [info@entrepreneurindia.co](mailto:info@entrepreneurindia.co)

Tel: +91-11-23843955, 23845654, 23845886, 8800733955

Mobile: +91-9811043595

Fax: +91-11-23845886

Website : [www.entrepreneurindia.co](http://www.entrepreneurindia.co) , [www.niir.org](http://www.niir.org)

Take a look at NIIR PROJECT CONSULTANCY SERVICES on #StreetView

<https://goo.gl/VstWkd>





# **Niir PROJECT CONSULTANCY SERVICES**

**An ISO 9001:2015 Company**



# Who are we?

- *One of the leading reliable names in industrial world for providing the most comprehensive technical consulting services*
- *We adopt a systematic approach to provide the strong fundamental support needed for the effective delivery of services to our Clients' in India & abroad*

*We at NPCS want to grow with you by providing solutions scale to suit your new operations and help you reduce risk and give a high return on application investments. We have successfully achieved top-notch quality standards with a high level of customer appreciation resulting in long lasting relation and large amount of referral work through technological breakthrough and innovative concepts. A large number of our Indian, Overseas and NRI Clients have appreciated our expertise for excellence which speaks volumes about our commitment and dedication to every client's success.*



*We bring deep, functional expertise, but are known for our holistic perspective: we capture value across boundaries and between the silos of any organization. We have proven a multiplier effect from optimizing the sum of the parts, not just the individual pieces. We actively encourage a culture of innovation, which facilitates the development of new technologies and ensures a high quality product.*



## What do we offer?

- *Project Identification*
- *Detailed Project Reports/Pre-feasibility Reports*
- *Market Research Reports*
- *Business Plan*
- *Technology Books and Directory*
- *Industry Trend*
- *Databases on CD-ROM*
- *Laboratory Testing Services*
- *Turnkey Project Consultancy/Solutions*
- *Entrepreneur India (An Industrial Monthly Journal)*

## How are we different ?

- *We have two decades long experience in project consultancy and market research field*
- *We empower our customers with the prerequisite know-how to take sound business decisions*
- *We help catalyze business growth by providing distinctive and profound market analysis*
- *We serve a wide array of customers , from individual entrepreneurs to Corporations and Foreign Investors*
- *We use authentic & reliable sources to ensure business precision*

# Our Approach

**Requirement collection**

**Thorough analysis of the project**

**Economic feasibility study of the Project**

**Market potential survey/research**

**Report Compilation**

# Contact us

## NIIR PROJECT CONSULTANCY SERVICES

106-E, Kamla Nagar, Opp. Spark Mall,  
New Delhi-110007, India.

Email: [npcs.ei@gmail.com](mailto:npcs.ei@gmail.com) , [info@entrepreneurindia.co](mailto:info@entrepreneurindia.co)

Tel: +91-11-23843955, 23845654, 23845886, 8800733955

Mobile: +91-9811043595

Fax: +91-11-23845886

Website : [www.entrepreneurindia.co](http://www.entrepreneurindia.co) , [www.niir.org](http://www.niir.org)

Take a look at NIIR PROJECT CONSULTANCY SERVICES on #StreetView

<https://goo.gl/VstWkd>





# Follow us



➤ <https://www.linkedin.com/company/niir-project-consultancy-services>



➤ <https://www.facebook.com/NIIR.ORG>



➤ <https://www.youtube.com/user/NIIRproject>



➤ <https://plus.google.com/+EntrepreneurIndiaNewDelhi>



➤ [https://twitter.com/npcs\\_in](https://twitter.com/npcs_in)



➤ <https://www.pinterest.com/npcsindia/>





**For more information, visit us at:**

[www.niir.org](http://www.niir.org)

[www.entrepreneurindia.co](http://www.entrepreneurindia.co)