




Tomato Products Manufacturing Business.

**Production of Tomato Ketchup, Sauce and
Soup.**

Processing of Tomato



Introduction

Tomato Ketchup

Tomato Ketchup word originated from Chinese koechiap meaning 'brine of fish', or generally mentioned as 'spicy sauce'; the word sauce is derived from Latin word salsas that means 'salted'. Ketchup is originally supposed to have been invented in the seventeenth century and was related to a sauce that contained fish brine, herbs, and spices as main ingredients. Tomato ketchup might be just an additional sauce for foods or a dressing for pasta. As we know, tomato is not only delicious as a fresh fruit but also delicious as sauce and even when it has been processed as tomato ketchup, the taste is still tasty. As part of worldwide culinary ingredients, tomato ketchup could be found in any kitchen around the world.



Tomato Sauce

Tomato sauces are used in many products including frozen foods, pasta sauces and pizza toppings, etc. A typical tomato sauce would be based on sieved or whole tomatoes, and/or tomato paste. It would also contain water, sugar, vinegar, salt and seasoning. The desired product viscosity would normally be achieved using a starch-based thickener.

Tomato sauce is one of the most common sauces made primarily out of tomatoes. It is a product prepared by cooking fresh tomatoes down in to a medium thick sauce, which is strained to remove seeds and peels. Due to its rich flavor, low liquid content, very soft flesh that breaks down easily, and the right composition to thicken up into a sauce when cooked, tomato serves as the best option for preparing the sauce.



Different Uses of Tomato Sauce:

1. It is used in the household along with snacks.
2. Used in restaurants for coloring and seasoning of foods.
3. Used by railways and other transportation modes that provides food services.
4. Street food dwellers.



Market Outlook

Tomato processing industry is huge. The only ketchup and sauce market in India is pegged at Rs 1,000 crore and growing at around 20% year-on-year. There is a big market for the processed tomato products. The market scenario has revealed a positive indication for the specially packed tomato sauce in local as well as outside market. Rapid urbanization has increased the use of processed tomato products.

Tomato ketchup is a widely popular condiment made from tomatoes, vinegar, sweeteners, and salt. The simple yet versatile formulation of tomato ketchup has made it popular in various cuisines, with the growing demand for fast food enabling smooth expansion of the tomato ketchup market. Tomato ketchup is commonly served with fast food items such as sandwiches, burgers, fries, and grilled or fried meat. It is also commonly used as a base for other sauces, since its flavor is popular and agreeable.

The ketchup market can be broadly segmented into four major segments, such as product ingredient type, application, distribution channel, and geography. Regarding product ingredient type, ketchup market can be classified into tomato ketchup, mushroom ketchup, mustard ketchup, fruit & nut ketchup, and others. Ketchup is a staple with traditional fast food items, but the agreeable flavor of tomato ketchup has also boosted its use with local fast food items in emerging regions.

As a result, leading producers of tomato ketchup have been able to successfully create regional variants of their products based on the cultural preferences and compatibility with the local cuisines. The global tomato ketchup market is primarily driven by the growing demand for fast food across the world. While North America is the prime market for fast food, the growing adoption of the Western culture across the world is leading to significant demand for fast food in Asia Pacific and Latin America, where the market stands to grow rapidly owing to the increasing disposable income of urban consumers.

The convenience of fast food means the burgeoning middle class is likely to remain a key consumer demographic for the fast food industry in the coming years, leading to strong growth prospects for the global tomato ketchup market. Due to the widespread prevalence of fast food joints and quick service restaurants in North America and Europe, these two are the leading contributors to the global tomato ketchup market and are likely to retain a dominant share in the coming years.

However, the Asia Pacific and Middle East markets for tomato ketchup have exhibited promise in the last few decade, and with many countries in this region steadily climbing the rungs of economic progress, the fast food industry is also growing smoothly in these regions. This is likely to present promising growth prospects for manufacturers of tomato ketchup in the coming years.

With an annual growth of over 20% per annum, the demand for tomato sauce is getting huge in India which is expected to rise more in times to come. It can be used along with snacks to coloring and seasoning in restaurants. The eating culture of Indian people has certainly given rise to the use of tomato sauce extensively.

The demand of tomato sauce is huge in India. It has got an annual growth of over 20 % per annum. As the tomato sauces come in different kind of uses, that is why the demand is also very high in the market.

Tomato Processing Market

The global tomato processing market has experienced a healthy growth over the past several years. This can be accredited to the changing lifestyle and increasing spending power of the consumers coupled with the innovative product packaging.

Around 80% of the tomatoes produced worldwide are consumed fresh, whereas the remaining 20% are utilized in the tomato processing industry. As an important flavoring ingredient, processed tomato products are extensively used in the food processing industry, fast food joints, hotels, restaurants and households. There are many processed tomato products available in the market. Some of these include - peeled tomato, partially dehydrated tomato, diced tomato, tomato snacks, tomato paste, ketchup, soup, juice, sauce, powder and concentrate. The global market for tomato processing is currently being driven by numerous factors. Rising fast food trends have led to an increase in the global demand for processed tomatoes.

Population growth, rising disposable incomes, urbanization, changing dietary patterns, growing fast food industry and rising demand from emerging markets are also broadening the growth aspects of the global tomato processing market.

The global tomato processing market reached a volume of around 34 Million Tons in 2016. A number of factors are currently driving the growth of this market. These include changing food habits, rising incomes, urbanisation, emerging markets, growing consumption of fast foods especially by youngsters, etc.

Tomato processing in India is still not very significant. Processed tomato products have good export potential, especially in the Middle East. Many units are operating in the small scale sector in the country.



Machinery Photographs



Sorting and Trimming Table



Rotary Washer



Juice Pasteurizer



Fruit Pulper

Project at a Glance

PROJECT AT A GLANCE

(` in lacs)

COST OF PROJECT				MEANS OF FINANCE			
Particulars	Existing	Proposed	Total	Particulars	Existing	Proposed	Total
Land & Site Development Exp.	0.00	55.00	55.00	Capital	0.00	171.47	171.47
Buildings	0.00	73.50	73.50	Share Premium	0.00	0.00	0.00
Plant & Machineries	0.00	386.50	386.50	Other Type Share Capital	0.00	0.00	0.00
Motor Vehicles	0.00	8.00	8.00	Reserves & Surplus	0.00	0.00	0.00
Office Automation Equipments	0.00	46.25	46.25	Cash Subsidy	0.00	0.00	0.00
Technical Knowhow Fees & Exp.	0.00	15.00	15.00	Internal Cash Accruals	0.00	0.00	0.00
Franchise & Other Deposits	0.00	0.00	0.00	Long/Medium Term Borrowings	0.00	514.41	514.41
Preliminary & Pre-operative Exp	0.00	2.00	2.00	Debentures / Bonds	0.00	0.00	0.00
Provision for Contingencies	0.00	38.00	38.00	Unsecured Loans/Deposits	0.00	0.00	0.00
Margin Money - Working Capital	0.00	61.63	61.63				
TOTAL	0.00	685.88	685.88	TOTAL	0.00	685.88	685.88

Project at a Glance

Year	Annualised		Book Value	Debt	Dividend	Retained Earnings		Payout	Probable Market Price	P/E Ratio	Yield Price/Book Value
	EPS	CEPS	Per Share		Per Share	Per Share				No.of Times	
	`	`	`	`	`	%	`	%	`		%
1-2	4.62	9.17	14.62	24.00	0.00	100.00	4.62	0.00	4.62	1.00	0.00
2-3	7.31	11.23	21.94	18.00	0.00	100.00	7.31	0.00	7.31	1.00	0.00
3-4	10.01	13.38	31.94	12.00	0.00	100.00	10.01	0.00	10.01	1.00	0.00
4-5	12.64	15.55	44.59	6.00	0.00	100.00	12.64	0.00	12.64	1.00	0.00
5-6	15.20	17.71	59.79	0.00	0.00	100.00	15.20	0.00	15.20	1.00	0.00

Project at a Glance

Year	D. S. C. R.			Debt / - Deposits Debt	Equity as- Equity	Total Net Worth	Retur n on Net Worth	Profitability Ratio					Assets Turnov er Ratio	Curre nt Ratio
								GPM	PBT	PAT	Net Contri bution	P/V Ratio		
	Indivi dual	Cumulat ive	Overa ll											
	(Number of times)			(Number of times)		%	%	%	%	%	%			
Initial				3.00	3.00									
1-2	1.34	1.34		1.64	1.64	2.56	12.55 %	6.22%	4.89%	642.9 8	39.69 %	1.84	1.04	
2-3	1.61	1.47		0.82	0.82	1.52	14.83 %	9.71%	6.64%	684.6 0	36.22 %	2.02	1.28	
3-4	1.93	1.61	1.94	0.38	0.38	0.93	16.37 %	12.19%	7.94%	780.8 4	36.15 %	2.07	1.57	
4-5	2.33	1.77		0.13	0.13	0.58	17.43 %	13.97%	8.92%	877.0 8	36.09 %	2.03	1.89	
5-6	2.81	1.94		0.00	0.00	0.37	18.15 %	15.25%	9.65%	973.3 2	36.05 %	1.94	2.86	

Project at a Glance

BEP

BEP - Maximum Utilisation Year	5
Cash BEP (% of Installed Capacity)	52.15%
Total BEP (% of Installed Capacity)	56.56%
IRR, PAYBACK and FACR	
Internal Rate of Return .. (In %age)	25.72%
Payback Period of the Project is (In Years)	2 Years 3 Months
Fixed Assets Coverage Ratio (No. of times)	7.897

Major Queries/Questions Answered in the Report?

- 1. What is Tomato Products Manufacturing industry ?**
- 2. How has the Tomato Products Manufacturing industry performed so far and how will it perform in the coming years ?**
- 3. What is the Project Feasibility of Tomato Products Manufacturing Plant ?**
- 4. What are the requirements of Working Capital for setting up Tomato Products Manufacturing plant ?**

- 5. What is the structure of the Tomato Products Manufacturing Business and who are the key/major players ?**
- 6. What is the total project cost for setting up Tomato Products Manufacturing Business?**
- 7. What are the operating costs for setting up Tomato Products Manufacturing plant ?**
- 8. What are the machinery and equipment requirements for setting up Tomato Products Manufacturing plant ?**

9. Who are the Suppliers and Manufacturers of Plant & Machinery for setting up Tomato Products Manufacturing plant ?

10. What are the requirements of raw material for setting up Tomato Products Manufacturing plant ?

11. Who are the Suppliers and Manufacturers of Raw materials for setting up Tomato Products Manufacturing Business?

12. What is the Manufacturing Process of Tomato Products?

13. What is the total size of land required for setting up Tomato Products Manufacturing plant ?

14. What will be the income and expenditures for Tomato Products Manufacturing Business?

15. What are the Projected Balance Sheets of Tomato Products Manufacturing plant ?

16. What are the requirement of utilities and overheads for setting up Tomato Products Manufacturing plant?

17. What is the Built up Area Requirement and cost for setting up Tomato Products Manufacturing Business?

18. What are the Personnel (Manpower) Requirements for setting up Tomato Products Manufacturing Business?

19. What are Statistics of Import & Export for Tomato Products?

20. What is the time required to break-even of Tomato Products Manufacturing Business?

21. What is the Break-Even Analysis of Tomato Products Manufacturing plant?

22. What are the Project financials of Tomato Products Manufacturing Business?

- 23. What are the Profitability Ratios of Tomato Products Manufacturing Project?**
- 24. What is the Sensitivity Analysis-Price/Volume of Tomato Products Manufacturing plant?**
- 25. What are the Projected Pay-Back Period and IRR of Tomato Products Manufacturing plant?**
- 26. What is the Process Flow Sheet Diagram of Tomato Products Manufacturing project?**

- 27. What are the Market Opportunities for setting up Tomato Products Manufacturing plant?**
- 28. What is the Market Study and Assessment for setting up Tomato Products Manufacturing Business?**
- 29. What is the Plant Layout for setting up Tomato Products Manufacturing Business?**



Table of Contents of the Project Report

- 1. PROJECT LOCATION**
 - 1.1. DISTRICT PROFILE AND GEOTECHNICAL SITE CHARACTERIZATION
 - 1.1.1. General
 - 1.1.2. History
 - 1.1.3. Map
 - 1.1.4. Location & Geographical Area
 - 1.1.5. Administration
 - 1.1.6. Economy
 - 1.1.7. Industrial Profile of the District
 - 1.1.8. Industry at a Glance
 - 1.1.9. Public Transport and Connectivity
- 2. INTRODUCTION**
- 3. NUTRITIONAL VALUE**
- 4. PROPERTIES**
- 5. USES**
- 6. B.I.S SPECIFICATIONS**
 - 6.1. IS 3882:1966 TOMATO KETCHUP
 - 6.2. IS 3883:1993 CANNED TOMATO CONCENTRATE - TOMATO PUREE
 - 6.3. IS 3884:1993 CANNED TOMATO CONCENTRATE - TOMATO PASTE
 - 6.4. IS 8786:1978 OKRA (BHINDI) CANNED IN TOMATO SAUCE
 - 6.5. IS 9780:1992 GLASS BOTTLES FOR TOMATO KETCHUP

7. MARKET SURVEY

- 7.1. TOMATO PROCESSING MARKET POTENTIAL
- 7.2. LIST OF TOP KETCHUP BRANDS IN INDIA
- 7.3. SOUP MARKET IN INDIA
- 7.4. MAJOR SOUPS BRANDS
- 7.5. SOUP MARKET IN INDIA: OPPORTUNITIES

8. EXPORT & IMPORT: ALL COUNTRIES

- 8.1. EXPORT: ALL COUNTRIES
- 8.2. IMPORT: ALL COUNTRIES

9. FINANCIALS & COMPARISON OF MAJOR INDIAN PLAYERS/COMPANIES

- 9.1. ABOUT FINANCIAL STATEMENTS OF CMIE DATABASE
- 9.2. PROFITS & APPROPRIATIONS
- 9.3. TOTAL LIABILITIES
- 9.4. TOTAL ASSETS
- 9.5. NET CASH FLOW FROM OPERATING ACTIVITIES

9.6. SECTION – I

- 9.6.1. Name of Company with Contact Details
- 9.6.2. Name of Director(S)
- 9.6.3. Plant Capacity
- 9.6.4. Location of Plant
- 9.6.5. Name of Raw Material(S) Consumed With Quantity & Cost

9.7. SECTION – II

- 9.7.1. Assets
- 9.7.2. Cash Flow
- 9.7.3. Cost as % Ge of Sales
- 9.7.4. Forex Transaction
- 9.7.5. Growth in Assets & Liabilities
- 9.7.6. Growth in Income & Expenditure
- 9.7.7. Income & Expenditure
- 9.7.8. Liabilities
- 9.7.9. Liquidity Ratios
- 9.7.10. Profitability Ratio
- 9.7.11. Profits
- 9.7.12. Return Ratios
- 9.7.13. Structure of Assets & Liabilities (%)
- 9.7.14. Working Capital & Turnover Ratios

10. EXPORT STATISTICS DATA OF INDIA

- 10.1. EXPORT STATISTICS DATA FOR TOMATO PRODUCTS
- 10.2. IMPORT STATISTICS DATA FOR TOMATO PRODUCTS

11. PRESENT MANUFACTURERS

12. HEALTH BENEFITS OF TOMATO KETCHUP & SAUCE

13. HEALTH BENEFITS OF TOMATO SOUP



14. MANUFACTURING PROCESS OF TOMATO KETCHUP

- 14.1. RAW MATERIAL FOR KETCHUP
- 14.2. PROCESS

15. MANUFACTURING PROCESS OF TOMATO SAUCE

- 15.1. RAW MATERIAL FOR SAUCE
- 15.2. PROCESS

16. PROCESS FLOW DIAGRAM OF KETCHUP & SAUCE

17. MANUFACTURING PROCESS OF TOMATO SOUP

- 17.1. RAW MATERIAL FOR SOUP
- 17.2. PROCESS


18. SPRAY DRYING TECHNOLOGY

- 18.1. PARAMETERS OF SPRAY DRYER

19. PROCESS FLOW DIAGRAM OF TOMATO SOUP

20. FOOD SAFETY REQUIREMENTS & STANDARD REQUIRED FOR CONSTRUCTING TOMATO PROCESSING UNIT

21. WASTE COLLECTION AND MANAGEMENT PROCEDURES

- 
- 22. POLLUTION PREVENTION AND CONTROL**
 - 23. QUALITY CONTROL**
 - 24. SUPPLIERS OF PLANT & MACHINERY**
 - 25. SUPPLIERS OF RAW MATERIAL**
 - 26. PLANT LAYOUT**
 - 27. PHOTOGRAPHS/IMAGES FOR REFERENCE**
 - 27.1. RAW MATERIAL PHOTOGRAPHS
 - 27.2. MACHINERY PHOTOGRAPHS
 - 27.3. PRODUCT PHOTOGRAPHS
 - 28. QUOTATION OF PLANT, MACHINERY AND EQUIPMENTS FROM SUPPLIER**

Project Financials

• Project at a Glance	Annexure
• Assumptions for Profitability workings	1
• Plant Economics.....	2
• Production Schedule.....	3
• Land & Building.....	4
Factory Land & Building	
Site Development Expenses	

- **Plant & Machinery.....5**
 - Indigenous Machineries**
 - Other Machineries (Miscellaneous, Laboratory etc.)**

- **Other Fixed Assets.....6**
 - Furniture & Fixtures**
 - Pre-operative and Preliminary Expenses**
 - Technical Knowhow**
 - Provision of Contingencies**

- **Working Capital Requirement Per Month.....7**
 - Raw Material**
 - Packing Material**
 - Lab & ETP Chemical Cost**
 - Consumable Store**



- **Overheads Required Per Month and Per Annum.....8**
 - Utilities & Overheads (Power, Water and Fuel Expenses etc.)**
 - Royalty and Other Charges**
 - Selling and Distribution Expenses**

- **Salary and Wages9**

- **Turnover Per Annum10**

- **Share Capital.....11**
 - Equity Capital**
 - Preference Share Capital**

- **Annexure 1 :: Cost of Project and Means of Finance**
- **Annexure 2 :: Profitability and Net Cash Accruals**
 - **Revenue/Income/Realisation**
 - **Expenses/Cost of Products/Services/Items**
 - **Gross Profit**
 - **Financial Charges**
 - **Total Cost of Sales**
 - **Net Profit After Taxes**
 - **Net Cash Accruals**

• **Annexure 3 :: Assessment of Working Capital requirements**

- **Current Assets**
- **Gross Working Capital**
- **Current Liabilities**
- **Net Working Capital**
- **Working Note for Calculation of Work-in-process**

• **Annexure 4 :: Sources and Disposition of Funds**

- **Annexure 5 :: Projected Balance Sheets**

- **ROI (Average of Fixed Assets)**
- **RONW (Average of Share Capital)**
- **ROI (Average of Total Assets)**

- **Annexure 6 :: Profitability Ratios**

- **D.S.C.R**
- **Earnings Per Share (EPS)**
- **Debt Equity Ratio**

• **Annexure 7 :: Break-Even Analysis**

- **Variable Cost & Expenses**
- **Semi-Variable/Semi-Fixed Expenses**
- **Profit Volume Ratio (PVR)**
- **Fixed Expenses / Cost**
- **B.E.P**



- **Annexure 8 to 11 :: Sensitivity Analysis-Price/Volume**

- **Resultant N.P.B.T**
- **Resultant D.S.C.R**
- **Resultant PV Ratio**
- **Resultant DER**
- **Resultant ROI**
- **Resultant BEP**



- **Annexure 12 :: Shareholding Pattern and Stake Status**

- **Equity Capital**

- **Preference Share Capital**

- **Annexure 13 :: Quantitative Details-Output/Sales/Stocks**

- **Determined Capacity P.A of Products/Services**

- **Achievable Efficiency/Yield % of Products/Services/Items**

- **Net Usable Load/Capacity of Products/Services/Items**

- **Expected Sales/ Revenue/ Income of Products/ Services/ Items**

- **Annexure 14** :: **Product wise Domestic Sales Realisation**
- **Annexure 15** :: **Total Raw Material Cost**
- **Annexure 16** :: **Raw Material Cost per unit**
- **Annexure 17** :: **Total Lab & ETP Chemical Cost**
- **Annexure 18** :: **Consumables, Store etc.**
- **Annexure 19** :: **Packing Material Cost**
- **Annexure 20** :: **Packing Material Cost Per Unit**

- **Annexure 21** :: **Employees Expenses**
- **Annexure 22** :: **Fuel Expenses**
- **Annexure 23** :: **Power/Electricity Expenses**
- **Annexure 24** :: **Royalty & Other Charges**
- **Annexure 25** :: **Repairs & Maintenance Expenses**
- **Annexure 26** :: **Other Manufacturing Expenses**
- **Annexure 27** :: **Administration Expenses**
- **Annexure 28** :: **Selling Expenses**

- **Annexure 29 :: Depreciation Charges – as per Books (Total)**
- **Annexure 30 :: Depreciation Charges – as per Books (P & M)**
- **Annexure 31 :: Depreciation Charges - as per IT Act WDV (Total)**
- **Annexure 32 :: Depreciation Charges - as per IT Act WDV (P & M)**
- **Annexure 33 :: Interest and Repayment - Term Loans**
- **Annexure 34 :: Tax on Profits**
- **Annexure 35 :: Projected Pay-Back Period and IRR**

Reasons for Buying our Report:

- **This report helps you to identify a profitable project for investing or diversifying into by throwing light to crucial areas like industry size, market potential of the product and reasons for investing in the product**
- **This report provides vital information on the product like it's characteristics and segmentation**
- **This report helps you market and place the product correctly by identifying the target customer group of the product**

- **This report helps you understand the viability of the project by disclosing details like machinery required, project costs and snapshot of other project financials**
- **The report provides a glimpse of government regulations applicable on the industry**
- **The report provides forecasts of key parameters which helps to anticipate the industry performance and make sound business decisions**

Our Approach:

- **Our research reports broadly cover Indian markets, present analysis, outlook and forecast for a period of five years.**
- **The market forecasts are developed on the basis of secondary research and are cross-validated through interactions with the industry players**
- **We use reliable sources of information and databases. And information from such sources is processed by us and included in the report**

Scope of the Report

The report titled “Market Survey cum Detailed Techno Economic Feasibility Report on Tomato Products - Tomato Ketchup, Sauce & Soup.” provides an insight into Tomato Products - Tomato Ketchup, Sauce & Soup market in India with focus on uses and applications, Manufacturing Process, Process Flow Sheets, Plant Layout and Project Financials of Tomato Products - Tomato Ketchup, Sauce & Soup project. The report assesses the market sizing and growth of the Indian Tomato Products - Tomato Ketchup, Sauce & Soup Industry. While expanding a current business or while venturing into new business, entrepreneurs are often faced with the dilemma of zeroing in on a suitable product/line. And before diversifying/venturing into any product, they wish to study the following aspects of the identified product:

- **Good Present/Future Demand**
- **Export-Import Market Potential**
- **Raw Material & Manpower Availability**
- **Project Costs and Payback Period**

We at NPCS, through our reliable expertise in the project consultancy and market research field, have demystified the situation by putting forward the emerging business opportunity in the Tomato Products - Tomato Ketchup, Sauce & Soup sector in India along with its business prospects. Through this report we have identified Tomato Products - Tomato Ketchup, Sauce & Soup project as a lucrative investment avenue.

Tags

#Production_of_Tomato_Products, #Tomato_Sauce_Making_Process,
#Tomato_Sauce_Manufacturing_Process_in_India,
#Manufacture_of_Tomato_Sauces_and_Ketchup, Preparation of Tomato Ketchup,
Tomato Sauce Manufacturing, Tomato Sauce and Ketchup, #Tomato_Processing,
#Tomato_Processing_Business_Plan, Tomato Processing Business, Tomato
Processing Business Ideas, Tomato Ketchup Manufacturing Business,
#How_to_Start_a_Tomato_Product_Business, Tomato Ketchup Business,
Production of Tomato Ketchup, Tomato Ketchup Production, Profitable Tomato
Processing Business, Start Tomato Ketchup/Sauce Business, Production of
Tomato Sauce and Soup, Tomato Sauce & Ketchup, Tomato Products
Manufacturing Process, Tomato & Tomato Products Manufacturing, Profitable
Tomato Processing Business Opportunities, How ketchup is made? Tomato
Processing Plant, Project Report on Tomato Sauce Manufacturing Industry,

#Detailed_Project_Report_on_Tomato_Products_Manufacturing, Project Report on Tomato & Tomato Products Manufacturing, Pre-Investment Feasibility Study on Tomato Sauce Manufacturing, Techno-Economic feasibility study on Tomato Products Manufacturing, #Feasibility_report_on_Tomato_&_Tomato_Products_Manufacturing, Free Project Profile on Tomato Sauce Manufacturing Business, #Project_profile_on_Tomato_Sauce_Manufacturing, Download free project profile on Tomato Products Manufacturing, Tomato Sauce Manufacturing Plant, Tomato Processing Business Plan Pdf, Tomato Ketchup Production Business, Tomato Processing Business, How is Tomato Sauce Processed, Tomato Ketchup Process Flow Chart, Tomato Sauce Making Business, Profile on Production of Tomato Sauce & Ketchup, Preparation of Tomato Ketchup, Tomato Sauce Manufacturing Unit, Tomato Sauce Production, Tomatoes and Tomato Products, By-product from Tomato Processing Industry, Tomato & Tomato Products Manufacturing, Tomato Products manufacturing Business

Niir Project Consultancy Services (NPCS)
can provide Detailed Project Report on
Tomato Products Manufacturing Business.
Production of Tomato Ketchup, Sauce and
Soup.
Processing of Tomato

See more

<https://goo.gl/EuFJDS>

<https://goo.gl/nMWxr8>

<https://goo.gl/8gmeiy>





Visit us at

www.entrepreneurindia.co



www.entrepreneurindia.co



**Take a look at
Niir Project Consultancy Services
on #Street View**

<https://goo.gl/VstWkd>

*Locate us on
Google Maps*

<https://goo.gl/maps/BKkUtq9gevT2>



OUR CLIENTS

Our inexhaustible Client list includes public-sector companies, Corporate Houses, Government undertaking, individual entrepreneurs, NRI, Foreign investors, non-profit organizations and educational institutions from all parts of the World. The list is just a glimpse of our esteemed & satisfied Clients.

Click here to take a look
<https://goo.gl/G3ICjV>



Free Instant Online Project

Identification and Selection Service

Our Team has simplified the process for you by providing a "Free Instant Online Project Identification & Selection" search facility to identify projects based on multiple search parameters related to project costs namely: Plant & Machinery Cost, Total Capital Investment, Cost of the project, Rate of Return% (ROR) and Break Even Point % (BEP). You can sort the projects on the basis of mentioned pointers and identify a suitable project matching your investment requisites.....[Read more](#)



Download Complete List of Project

Reports:

▪ Detailed Project Reports

NPCS is manned by engineers, planners, specialists, financial experts, economic analysts and design specialists with extensive experience in the related industries.


Our Market Survey cum Detailed Techno Economic Feasibility Report provides an insight of market in India. The report assesses the market sizing and growth of the Industry. While expanding a current business or while venturing into new business, entrepreneurs are often faced with the dilemma of zeroing in on a suitable product/line.



And before diversifying/venturing into any product, they wish to study the following aspects of the identified product:

- **Good Present/Future Demand**
- **Export-Import Market Potential**
- **Raw Material & Manpower Availability**
- **Project Costs and Payback Period**

The detailed project report covers all aspect of business, from analyzing the market, confirming availability of various necessities such as Manufacturing Plant, Detailed Project Report, Profile, Business Plan, Industry Trends, Market Research, Survey, Manufacturing Process, Machinery, Raw Materials, Feasibility Study, Investment Opportunities, Cost and Revenue, Plant Economics, Production Schedule,



Working Capital Requirement, uses and applications, Plant Layout, Project Financials, Process Flow Sheet, Cost of Project, Projected Balance Sheets, Profitability Ratios, Break Even Analysis. The DPR (Detailed Project Report) is formulated by highly accomplished and experienced consultants and the market research and analysis are supported by a panel of experts and digitalized data bank.

We at NPCS, through our reliable expertise in the project consultancy and market research field, have demystified the situation by putting forward the emerging business opportunity in India along with its business prospects.....[Read more](#)



Contact us

NIIR PROJECT CONSULTANCY SERVICES

106-E, Kamla Nagar, Opp. Spark Mall,

New Delhi-110007, India.

Email: npcs.ei@gmail.com , info@entrepreneurindia.co

Tel: +91-11-23843955, 23845654, 23845886, 8800733955

Mobile: +91-9811043595

Fax: +91-11-23845886

Website : www.entrepreneurindia.co , www.niir.org

Take a look at NIIR PROJECT CONSULTANCY SERVICES on #StreetView

<https://goo.gl/VstWkd>





Niir PROJECT CONSULTANCY SERVICES

An ISO 9001:2015 Company



www.entrepreneurindia.co


Who are we?

- *One of the leading reliable names in industrial world for providing the most comprehensive technical consulting services*
- *We adopt a systematic approach to provide the strong fundamental support needed for the effective delivery of services to our Clients' in India & abroad*



We at NPCS want to grow with you by providing solutions scale to suit your new operations and help you reduce risk and give a high return on application investments. We have successfully achieved top-notch quality standards with a high level of customer appreciation resulting in long lasting relation and large amount of referral work through technological breakthrough and innovative concepts. A large number of our Indian, Overseas and NRI Clients have appreciated our expertise for excellence which speaks volumes about our commitment and dedication to every client's success.





We bring deep, functional expertise, but are known for our holistic perspective: we capture value across boundaries and between the silos of any organization. We have proven a multiplier effect from optimizing the sum of the parts, not just the individual pieces. We actively encourage a culture of innovation, which facilitates the development of new technologies and ensures a high quality product.



What do we offer?

- *Project Identification*
- *Detailed Project Reports/Pre-feasibility Reports*
- *Market Research Reports*
- *Business Plan*
- *Technology Books and Directory*
- *Industry Trend*
- *Databases on CD-ROM*
- *Laboratory Testing Services*
- *Turnkey Project Consultancy/Solutions*
- *Entrepreneur India (An Industrial Monthly Journal)*

How are we different ?

- *We have two decades long experience in project consultancy and market research field*
- *We empower our customers with the prerequisite know-how to take sound business decisions*
- *We help catalyze business growth by providing distinctive and profound market analysis*
- *We serve a wide array of customers , from individual entrepreneurs to Corporations and Foreign Investors*
- *We use authentic & reliable sources to ensure business precision*

Our Approach

Requirement collection

Thorough analysis of the project

Economic feasibility study of the Project

Market potential survey/research

Report Compilation

Contact us

NIIR PROJECT CONSULTANCY SERVICES

106-E, Kamla Nagar, Opp. Spark Mall,
New Delhi-110007, India.

Email: npcs.ei@gmail.com , info@entrepreneurindia.co

Tel: +91-11-23843955, 23845654, 23845886, 8800733955

Mobile: +91-9811043595

Fax: +91-11-23845886

Website : www.entrepreneurindia.co , www.niir.org

Take a look at NIIR PROJECT CONSULTANCY SERVICES on #StreetView

<https://goo.gl/VstWkd>



Follow us



➤ <https://www.linkedin.com/company/niir-project-consultancy-services>



➤ <https://www.facebook.com/NIIR.ORG>



➤ <https://www.youtube.com/user/NIIRproject>



➤ <https://plus.google.com/+EntrepreneurIndiaNewDelhi>



➤ https://twitter.com/npcs_in



➤ <https://www.pinterest.com/npcsindia/>





For more information, visit us at:

www.niir.org

www.entrepreneurindia.co



www.entrepreneurindia.co